

TRẦN CAO BỘI NGỌC (Chủ biên) – TRƯƠNG VĂN ANH

TIẾNG ANH

Family and Friends

2

National Edition

Workbook



TRẦN CAO BỘI NGỌC (Chủ biên)

TIẾNG ANH 2 Family and Friends

Workbook

National Edition



NHÀ XUẤT BẢN GIÁO DỤC VIỆT NAM

OXFORD



TRẦN CAO BỘI NGỌC (Chủ biên) – TRƯƠNG VĂN ANH

TIẾNG ANH

Family and Friends

2

National Edition
Workbook



NHÀ XUẤT BẢN GIÁO DỤC VIỆT NAM

OXFORD
UNIVERSITY PRESS

This edition of *Family and Friends* is published by arrangement with Oxford University Press, Great Clarendon Street, Oxford for sale in Vietnam only and not for export therefrom.

© Oxford University Press 2020

No unauthorized photocopying

All rights reserved. No part of this publication may be reproduced, stored in a retrieval system, or transmitted, in any form or by any means, without the prior permission in writing of the copyright holder, or as expressly permitted by law, by licence or under terms agreed with the appropriate reprographics rights organization.

You must not circulate this work in any other form and you must impose this same condition on any acquirer

ISBN:

ACKNOWLEDGEMENTS

Family and Friends author: Naomi Simmons

Chief Editor: Trần Cao Bội Ngọc

Additional series content authored by: Trương Văn Anh

Cover Image: Tomek Giovanis and Christos Skaltsas/Advocate

Illustrations by: Barbara Bongini/Sylvie Poggio p.17; Judy Brown pp.4 (ex2/3), 5, 6 (ex1), 7, 8 (ex1), 9, 30, 31, 45, 46 (ex1), 50 (flags South Korea, Vietnam, USA, Thailand), 51, 52, 53, 54, 55, 56 (ex 1 backpack), 57, 58 (brown); Simon Clare Creative Workshop pp.6 (ex2/except boy, ex3), 8 (ex2/mom, ex3/hat/hink), 12, 14, 18, 20, 24, 26, 32 (except woman in purple), 34 (ex2/zoo, ex3/zebra/fox/zoo/wall/yoyo/umbrella), 38, 40, 44, 49; Chris Embleton pp.22, 27, 29, 36, 42, 48; Amanda Enright/Advocate pp.6 (ex2/boy), 16, 21, 32 (ex3/woman), 34 (ex2/girl and boy, ex3/yogurt/woman), 58-59 (Unit 2 pictures); Tomek Giovanis and Christos Skaltsas/Advocate pp.1, 4 (ex1), 10, 11, 15, 28 (sister/thirsty/sad), 35, 37, 41 (ex1), 43, 47, 58 (characters), 59-60 (Unit 4 pictures), 60 (Unit 6 pictures); Andy Hamilton pp.28 (socks), 58 (orange/pink/purple), 59 (Unit 3 pictures), 60 (Unit 5 pictures); John Haslam p.6 (ex4), 8 (ex2/yak/lion, ex3/yak/jelly, ex4), 46 (ex2/3), 56 (ex2); Dusan Pavlic/Beehive Illustration p.23; Mark Ruffie pp.50 (Swiss flag), 56 (ex1 jacket, boots, mountains), 61 (Swiss flag); Lisa Smith/Sylvie Poggio pp.13, 19, 33, 41 (ex2).

The publisher would like to thank the following for permission to reproduce photographs: 123RF p.61 (baseball/Koosen); Alamy pp.60 (computer/Jakub Gojda), 61 (Tet card/Huu Dai Trinh, money/Hong Hanh Mac Thi); Getty Images pp.50 (Vietnamese boy/ULTRA.F/Photodisc, Swiss girl/Westend61), 62 (doll/Zayatsvji/Stock); Oxford University Press RF pp.62 (boots, Dennis Kitchen Studios, Inc., rice/Photolibrary.com); Shutterstock pp.50 (South Korean boy/fmtmphoto, American boy/Peter Titmuss, Thai girl/MIA Studio), 60 (tv/ndphoto, phone/Shutter Rich), 61 (camera/taelove7, Vietnam flag/EvgeniKh, South Korea flag/Drug Naroda, USA flag/Apinan Unjit, Thailand flag/Globe Turner, dog/Iryna Rasko, cat/Daria Chichkareva, hamster/Kuttelvaserova Stuchelova, fish/dien, Chung cake/French Jessica Lee, flowers/withGod, basketball/Cunaphus), 62 (hockey/Ronnie Chua, badminton/Anothat Thiansawang to he/Dory F, kite/Ilya Akinshin, game/Luisa Leal Photography, mountains/Sibin Livingstone, jacket/Anatolly Sadovsky, backpack/Alexander Raths, egg/Vassamon Anansukkasem, soup/margouillat photo, meat/SteAck).

Contents

Starter	Hello!	4
Unit 1	Is this your mom?	10
Unit 2	He's happy!	16
Unit 3	Are these his pants?	22
Review 1		28
Unit 4	I go to school by bus	30
Unit 5	Where's the ball?	36
Unit 6	Where's Grandma?	42
Review 2		48
Culture	Countries and flags	50
Culture 1	Pets in Thailand	52
Culture 2	Tet holiday in Viet Nam	53
Culture 3	Sports in the U.S.A.	54
Culture 4	Toys in Viet Nam	55
Culture 5	Walking in Switzerland	56
Culture 6	Breakfast in Korea	57
Picture dictionary		58
Word list		63

Starter

Hello!

Lesson One Words

1 Match.



Tim



Billy



Rosy




Miss Jones



2 Say the word. Circle the correct picture.

1 orange



3 brown



2 purple



4 pink



3 Say the word. Read and color.

1 brown



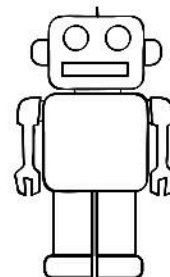
3 orange



2 pink




4 purple





1 Match.


- 1 How old are you?
I'm three!
- 2 How old are you?
I'm five!
- 3 How old are you?
I'm six!




2 Look and trace.

1  I like pink.

2  I like blue.

3  I like orange.

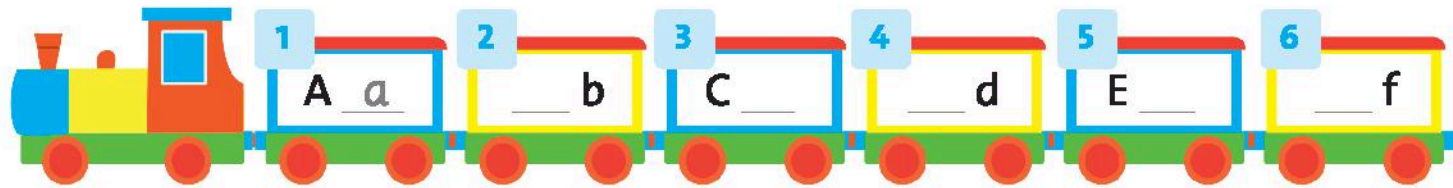
4  I like yellow.

3 Look at 2. Point and say.







I like pink.

Lesson Three Sounds and letters

1 Write the capital or small letters.



2 Say the word. Circle the start sound.


1 	a c e	2 	b d f	3 	c e f
4 	c d e	5 	b f d	6 	a b e

3 Say the word. Circle the end sound.


1 	b c d	2 	b d f	3 	a e f
--	-------------	--	-------------	--	-------------

4 Read and write the letters.

c a f d ~~d~~



The dog and at
have an apple. The
bird has a leaf!



1 Match.


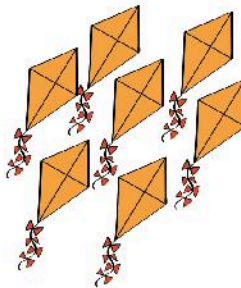
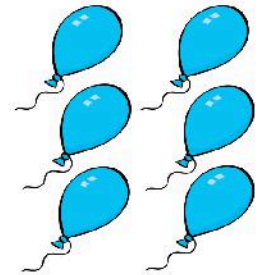
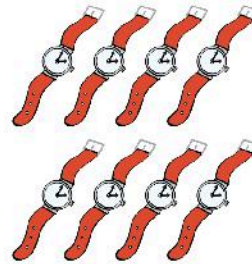


1 2 3 4 5 6 7 8 9 10

three six five one ten eight two seven nine four

2 Write the number.



2




3 Write the missing words.

one two three _____

six _____ nine _____

Lesson Five Sounds and letters

1 Write the capital or small letters.



2 Say the sounds. Match. Say the words.

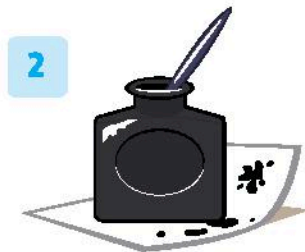
1 g 2 k 3 m 4 l



3 Write.



h at



nk



ya



elly

4 Read and write the letters.

m j ll m k



Look at the k angaroo.
She's a o. The baby
has elly. Yum! Now
the baby is i. Yuck!




1 Order.

- Saturday Wednesday Tuesday Sunday
 Thursday Monday Friday

2 Circle the correct word.

1




It's a little **big** chair.

2



It's a little big dog.

3



It's a little big bird.

4



It's a little big hat.


1

Is this your mom?

Lesson One Words

1 Connect and trace.

1



sister

2



mom

3



brother

4



dad

2 Read the words.

1 Look and say. Then copy the word. 

1 grandma




grandma

2 mom



3 grandpa



grandpa

4 dad



2 Point and say. 




Is this your grandma?

Is this your mom? Yes, it is. / No, it isn't.

Unit 1

Lesson Three Sounds and letters

1 Write the letters *Nn* and *Oo*.



2 Trace the letters on the words.



I'm **N**ellie.

This is my **n**eck.

This is my **n**ose.

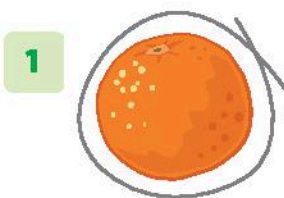


I'm **O**llie.




This is my **o**range.

This is my **o**ctopus.


3 Listen and circle. 01



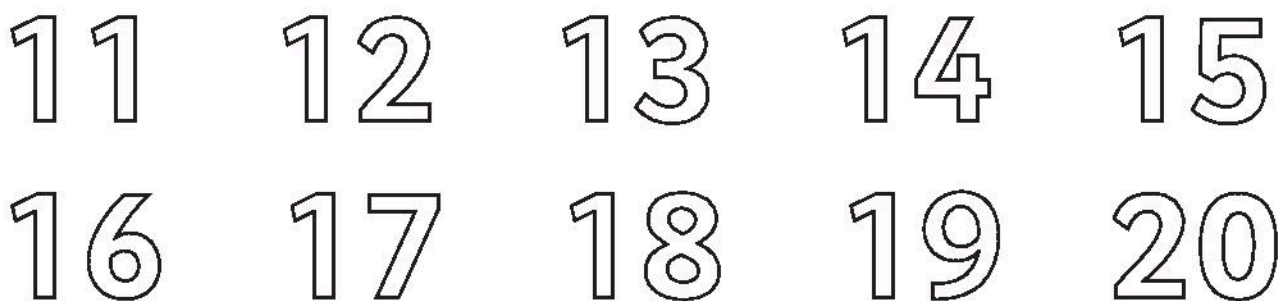
1 Trace and write the number.



2 Count and write the number.

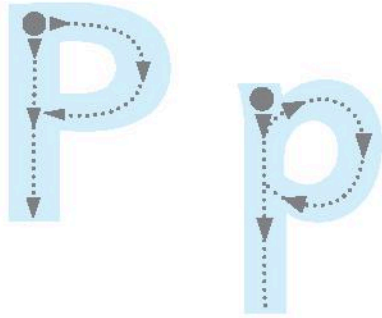


3 Color the numbers 11 and 12.



Lesson Five Sounds and letters

1 Trace.



2 Trace and write the letter Pp.




3 Trace the letter on the words.



Polly is a panda.
She has a pen.

4 Listen and draw a line. 02



1 Listen, trace, and write.  03

Yes dad brother ~~sister~~ No Yes



Is this your sister ?

_____, it is.



Is this your _____ ?

_____, it is.



Is this your _____ ?

_____, it isn't. This is my grandpa.

2 Read the sentences.

2

He's happy!

Lesson One Words

1 Trace the correct word.

1



happy sad

2



hungry hot

3



sad cold

4



hungry happy

5



thirsty cold

2 Read the words.

1 Look and say. Then copy the word.

1 happy



2 thirsty



3 cold



2 Point and say.

He's happy.

She's ...

3 Match the words.

1 happy

thirsty

2 hungry

cold

3 hot

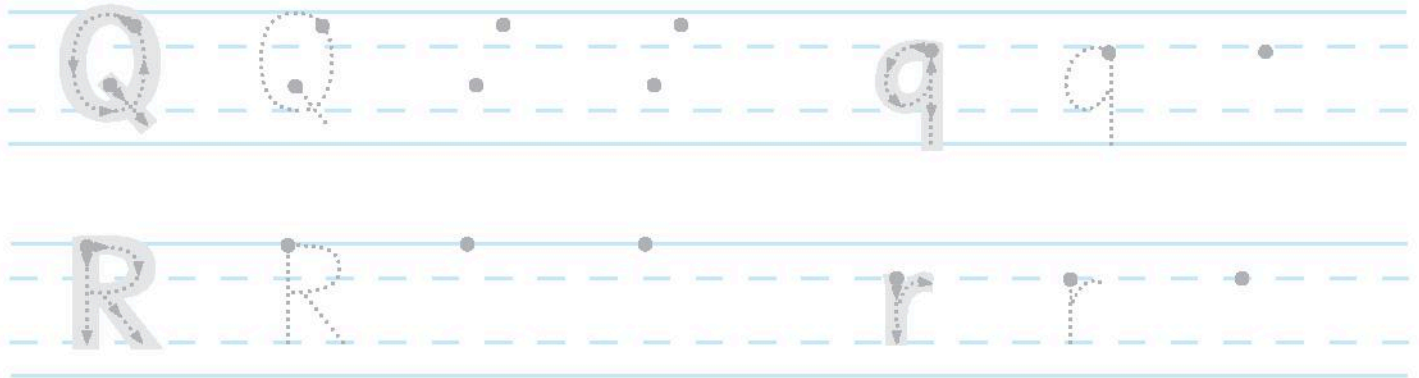
sad

He's happy. / She's thirsty.

Unit 2

Lesson Three Sounds and letters

1 Trace and write the letters *Qq* and *Rr*.




2 Trace the letters on the words.

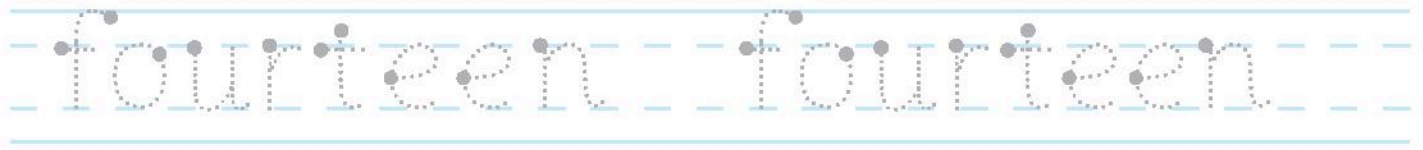
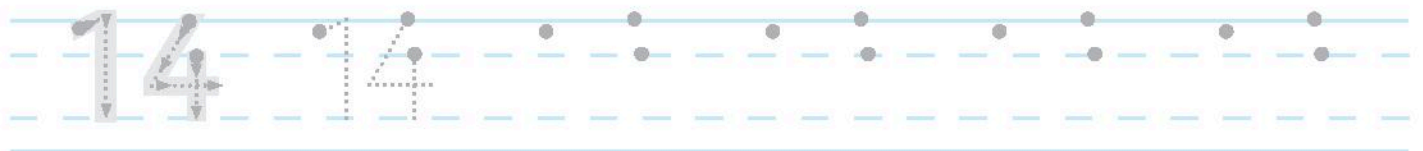
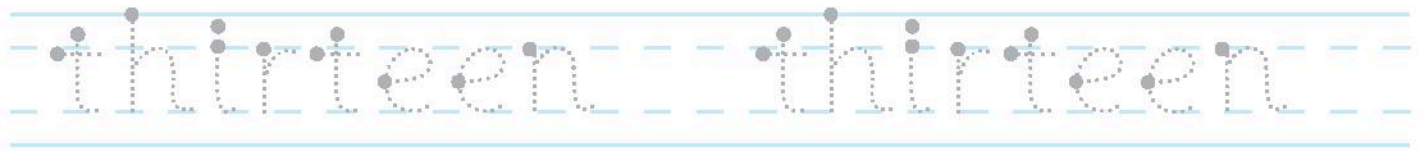



The queen is quiet.
Look at the rainbow.
Look at the river.


3 Listen and circle. 04



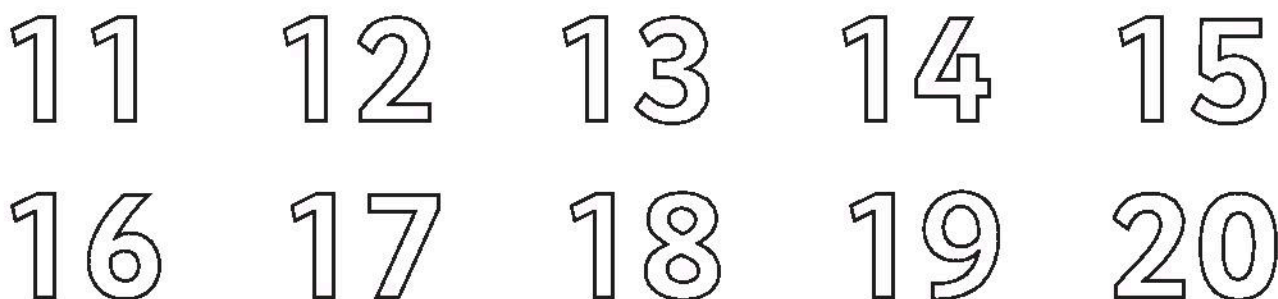
1 Trace and write the number.



2 Count and write the number.

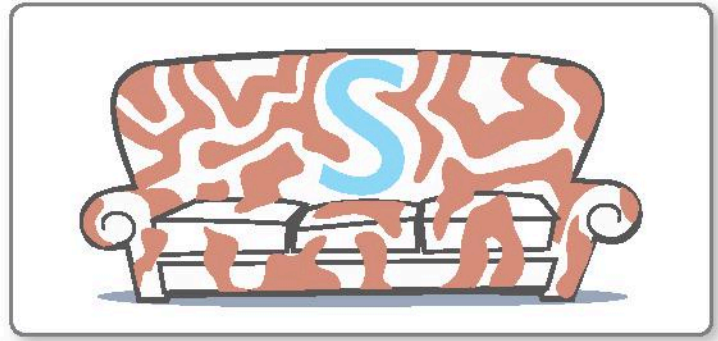
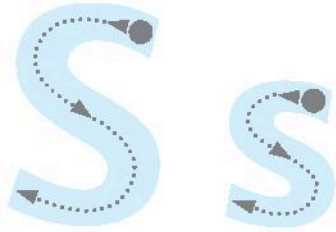


3 Color the numbers 13 and 14.




Lesson Five Sounds and letters

1 Trace.



2 Trace and write the letter Ss.

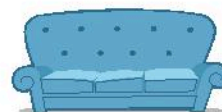


3 Write the correct letter.



There's a sock
on the sofa.

4 Listen and draw a line. 05



1 Look, trace, and write.

He's She's



She's

cold.



He's

hot.



hungry.



thirsty.



sad.



happy.

2 Read the sentences.

3

Are these his pants?

Lesson One Words

1 Match and trace.

1



shoes

2



dress

3



socks

4



shorts

5



T-shirt

6



pants

2 Read the words.

1 Look, trace, and write.

his her



Are these her socks?



Are these _____ shoes?



Are these _____ pants?

2 Circle the correct answer.



Are these his shoes?
 Yes, they are. No, they aren't.



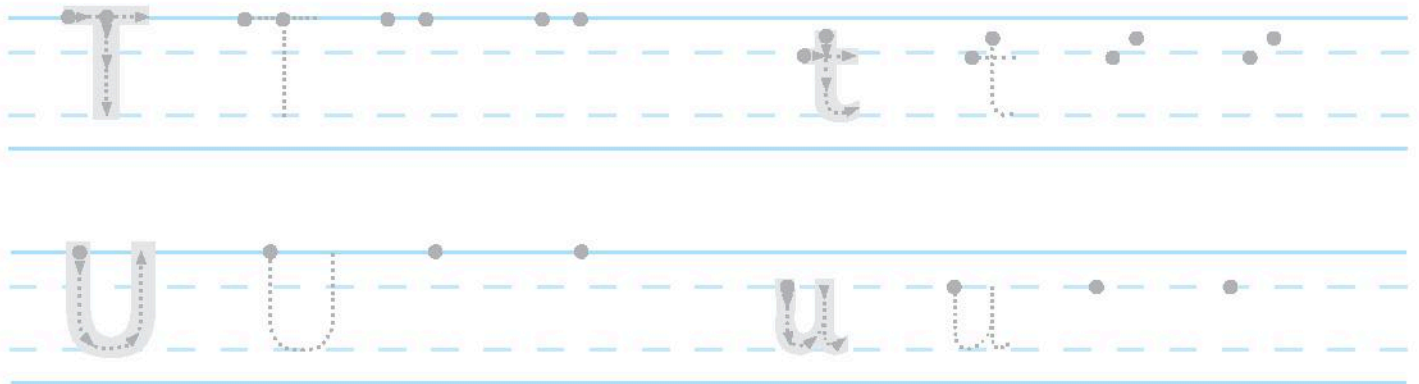
Are these her socks?
 Yes, they are. No, they aren't.



Are these his shorts?
 Yes, they are. No, they aren't.

Lesson Three Sounds and letters

1 Trace and write the letters *Tt* and *Uu*.



2 Listen. Trace and write the correct letters. 06


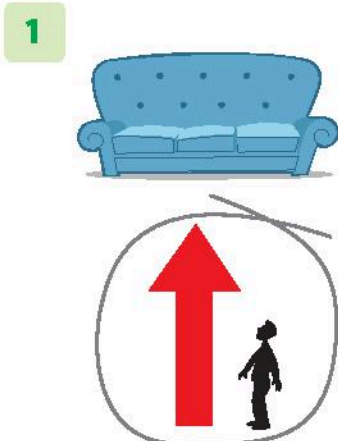


Look at the turtle.
It has a uowel.

Look at the umbrella.
It goes up, up, up.



3 Listen and circle. 07



1 Trace and write the number.

15 15

fifteen

16 16

sixteen

2 Look and write the number.

9 ~~10~~ 11 12 13 14 15 16

ten 10

fourteen _____

thirteen _____

twelve _____

nine _____

fifteen _____

sixteen _____

eleven _____


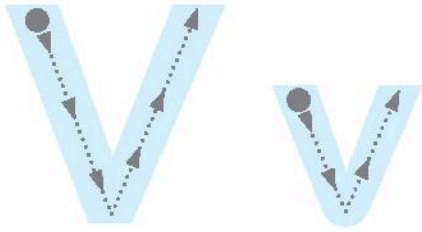
3 Color the numbers 15 and 16.

11 12 13 14 15

16 17 18 19 20

Lesson Five Sounds and letters

1 Trace.



2 Trace and write the letter Vv.



3 Listen. Write the correct letter. 08

I'm Victor.

I have a ___iolin.



I'm ___icky.

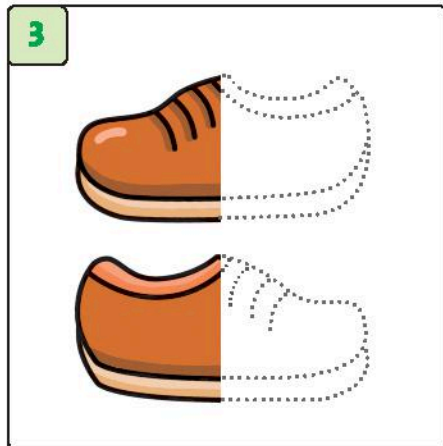
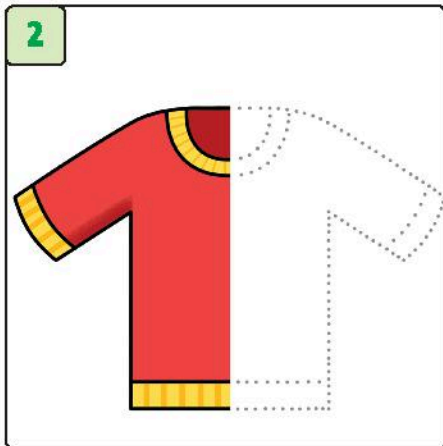
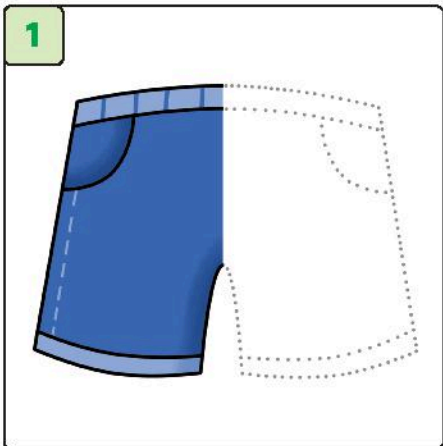
I have a ___ase.

4 Listen and draw a line. 09





1 Trace and write.

shoes ~~shorts~~ T-shirt



shorts

2 Listen and circle. 10




Review 1

1 Look and write. Then read the sentence.

socks sad ~~sister~~ thirsty

1



This is my

sister

2



She's

3



He's

4



Are these her

_____ ?

2 Say the sentences again using the words below.

~~mom~~ grandpa happy hot pants shorts

This is my mom.

3 Circle the words with the same beginning sound.




1. towel sofa nurse sock



3. vase panda pen turtle



2. up violin orange umbrella



4. queen nose river rainbow



4 Look and match.



1   O  o

2   Q

3   P

4   T

5   U

6   N

o p
t
n
o
q
u

5 Look and color.

My work in Starter Unit and Units 1–3 is

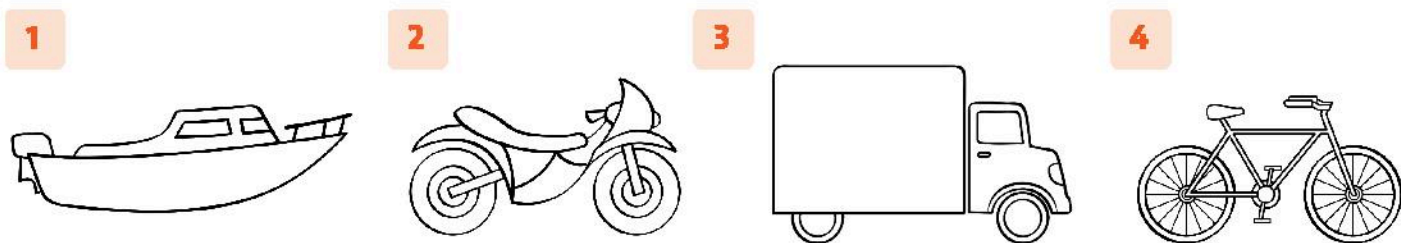
 **OK**   **Good**    **Excellent**

4

I go to school by bus


Lesson One Words

1 Listen and color.



2 Look and write.

bus bike boat car truck ~~motorbike~~


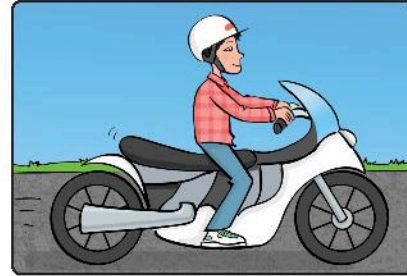


- 1. motorbike
- 2. _____
- 3. _____
- 4. _____
- 5. _____
- 6. _____

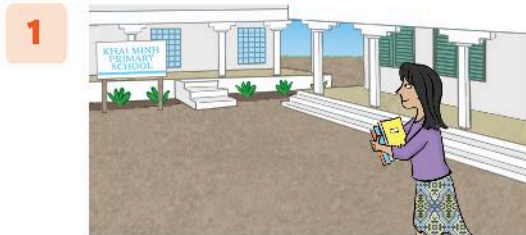
3 Point and say.

It's a truck.


1 Listen and circle.  12



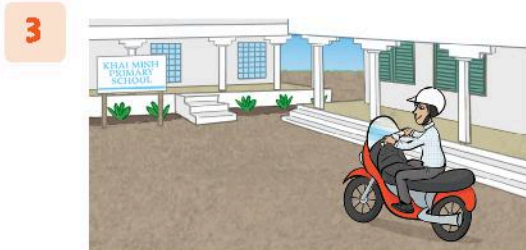
2 Circle the correct answer.



I walk to school. I go by bike.



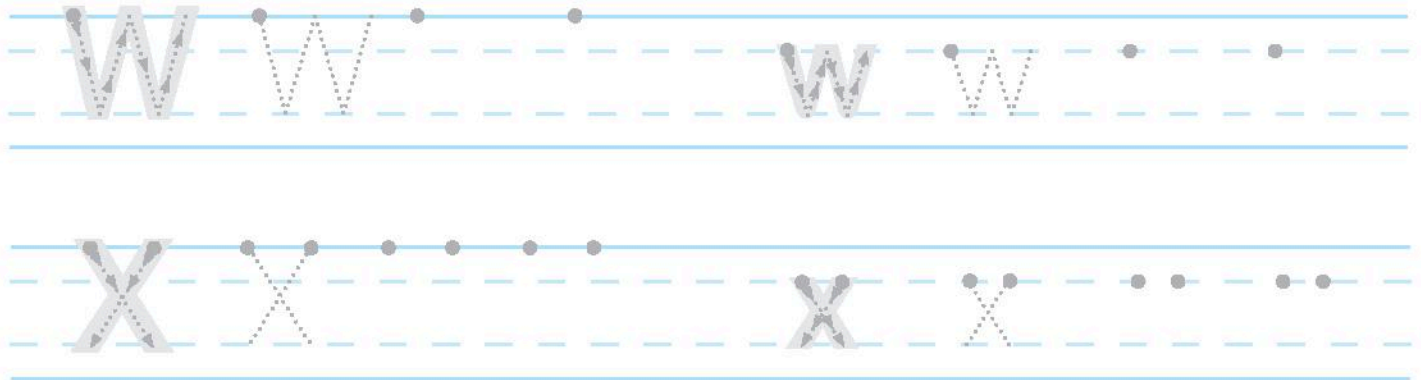
I go by truck. I go by car.



I go by motorbike. I go by bus.

Lesson Three Sounds and letters

1 Trace and write the letters Ww and Xx.



2 Write the correct letters.




She's a woman.
It's a ___all.





What's this?
It's a fo___.
It's a bo___.

3 Listen and circle. 13




1 Trace and write the number.



2 Read, match, and write the number.

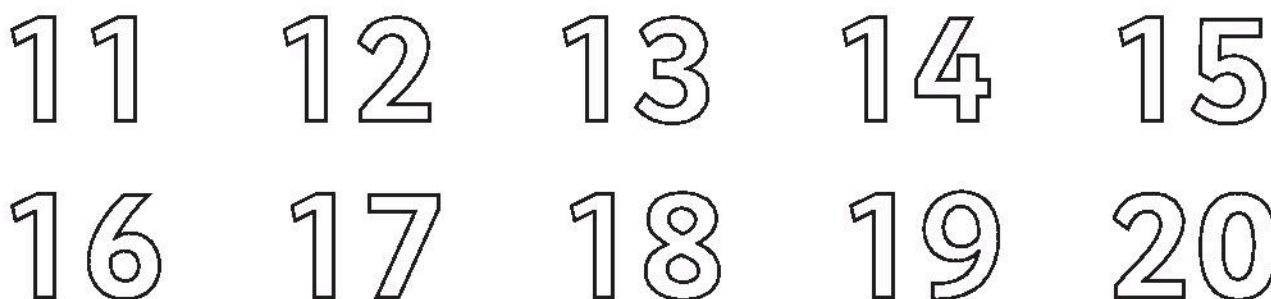
1. seventeen



2. eighteen

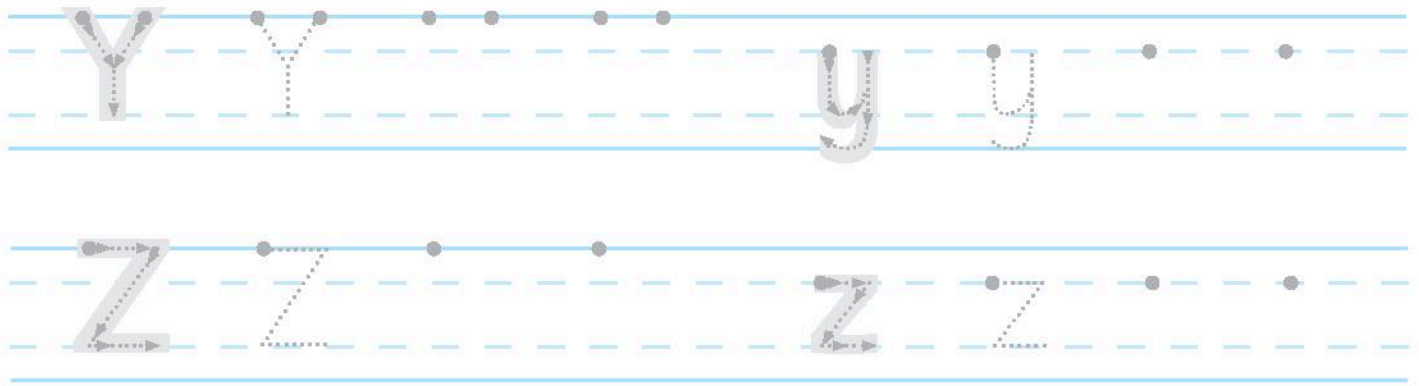


3 Color the numbers 17 and 18.



Lesson Five Sounds and letters

1 Trace and write letters Yy and Zz.



2 Write the correct letters.



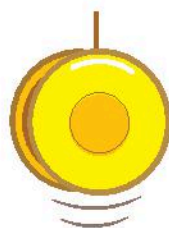


I like yogurt.

I like my o- o.



The ebra is
at the oo.

3 Listen and circle. 14



1 Match.



I go by car.

I go by truck.

I go by bus.

I go by boat.

2 Circle the words.

1



I g o b y b i k e .

2



I g o b y c a r .

3



I g o b y m o t o r b i k e .

4



I g o b y b o a t .

5

Where's the ball?

Lesson One Words

1 Look and write the number.

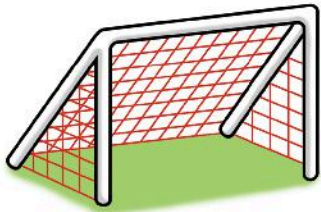


1. ~~slide~~
2. seesaw
3. goal
4. tree

2 Look and write.

pool ~~goal~~ slide Frisbee seesaw tree

1



goal

2



3



4



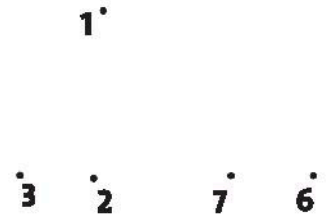
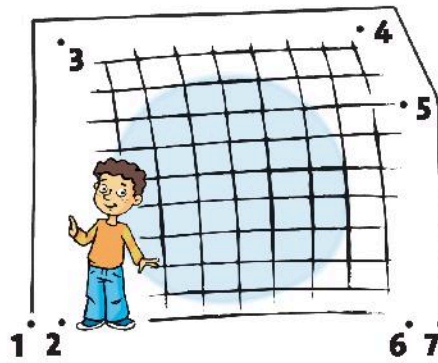

5



6



1 Connect the dots in the three pictures. Then read and match.



1. Rosy's

on


the



2. Billy's

under

the



3. Tim's

in

the




2 Ask and answer.

Where's Rosy?

She's under the tree.

Lesson Three Sounds and letters

1 Trace the correct sound.



2 Write.

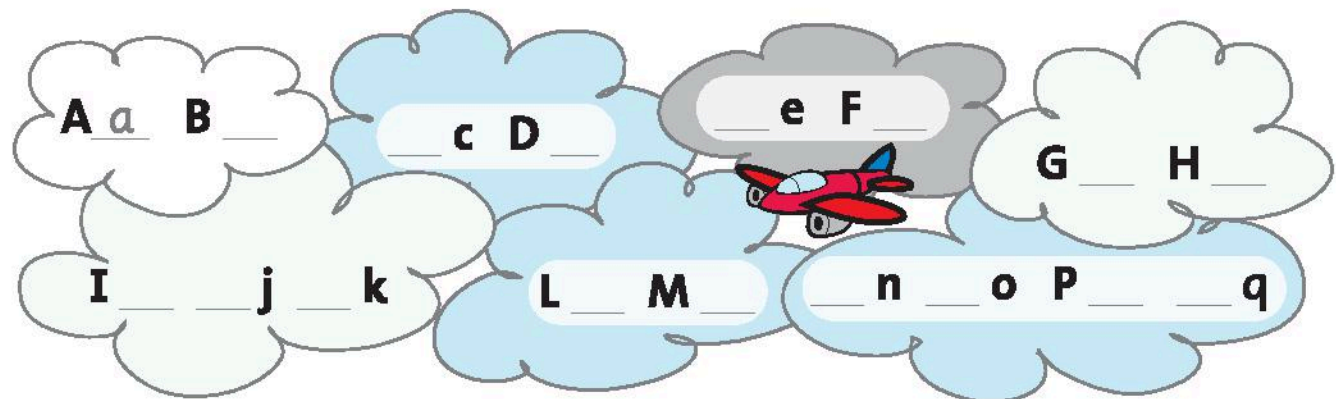


3 Read and write the letters *n* and *p*.



The lio _ has a lollipo _.

4 Write the capital or small letters.



1 Trace and write the number.

19 19

nineteen

20 20

twenty

2 Write the words.

19 _____ 20 _____

3 Write the missing numbers.

1 ____ 3 4 ____ 7 ____ 9 ____

11 ____ 14 ____ 16 ____ 19 ____

4 Color the numbers 19 and 20.

11 12 13 14 15

16 17 18 19 20

Lesson Five Sounds and letters

1 Match.

R

S

T

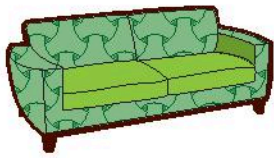
U

s

r

u

t




2 Read and write the letters r, s, and t.



The octopus s is in the car.
The octopus t has a hat.

3 Listen and write. 15

1



octopuss

2




turtle

3



hat

4



rabbit

5




tiger

6



car

7



sofa

8



umbrella

1 Circle the correct word.

1



Where's the ball?

It's in on the goal.

2



Where's the ball?

It's in under the seesaw.

3



Where's the ball?

It's under on the slide.

2 Read and write *yes* or *no*.



1. The bike is in a tree. no
2. The teddy bear is under the slide.
3. The ball is in the goal.
4. The kite is in the tree.
5. The doll is on the seesaw.

6

Where's Grandma?

Lesson One Words

1 Listen and draw lines.  16



2 Write.

kitchen living room ~~dining room~~ bedroom bathroom



This is in the dining room.



This is in the _____.



This is in the _____.



This is in the _____.




This is in the _____.

1 Follow and write.

Where's



kitchen



dining room



bedroom



living room

1. Where's Rosy? She's in the _____.

2. _____ Dad? He's in the _____.

3. _____ Grandma? She's in the _____.

4. _____ Billy? He's in the _____.

2 Ask and answer.

Where's Rosy?


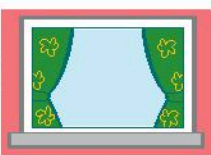

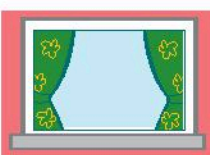






She's in the living room.

Is she in the living room? Yes, she is. / No, she isn't.


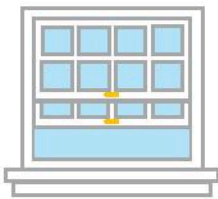



Unit 6

Lesson Three Sounds and letters

1 Say the sound. Say the word. Circle the correct picture.

Vv			Ww		
Xx			Yy		
Zz					

2 Write.


				
v an	indow	bo	o-yo	bu

3 Read and write the letters x and z.

  I can hear a bu z ____.

Is it a fo ____?

4 Write.




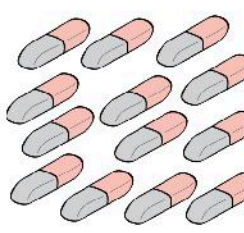



1 Write the missing words and numbers.

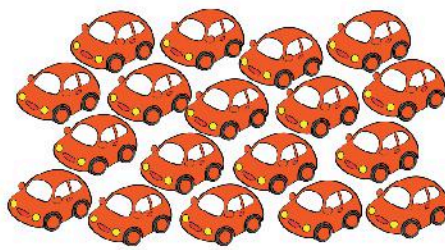


thirteen 16 fifteen 18 seventeen 20 nineteen 14 ~~11~~ 12

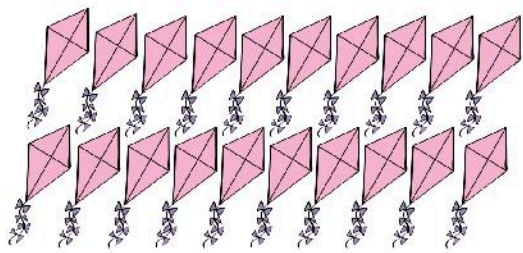

<u>11</u>	<u> </u>	13	<u> </u>	15
eleven	twelve	<u> </u>	fourteen	<u> </u>
<u> </u>	17	<u> </u>	19	<u> </u>
sixteen	<u> </u>	eighteen	<u> </u>	twenty

2 Count and write the number.

				
<u>11</u>	<u> </u>	<u> </u>	<u> </u>	<u> </u>

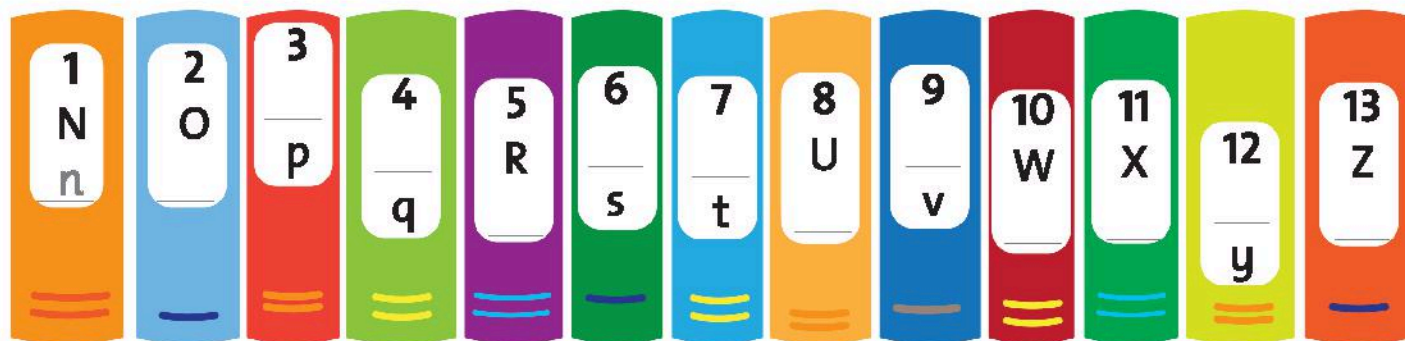
3 Count and write the word.

		
<u>eighteen</u>	<u> </u>	<u> </u>


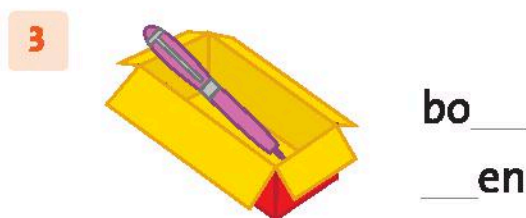
	
<u> </u>	<u> </u>

Lesson Five Sounds and letters


1 Write the capital or small letters. Then say the sounds. 



2 Write the letters.



3 Read and write the letters.



The bee sees a window. The bee sees a lollipop and lollipop. The bee says, "Bu u bu u!"



The queen and the rabbit are in a car. The lion and the tiger are in a car. The rabbit is number 1!

1 Where's Rosy? Write.

dining room living room ~~kitchen~~

1



She's in the kitchen.

2



She's in the _____.

3



She's in the _____.

2 Write.

~~Where's~~ He's ~~She's~~ Where's

1



Where's Grandma?

She's in the dining room.

2




_____ Billy?

_____ in the dining room, too.

Review 2

1 Write.



1. I go to school by car. Bob
2. I go to school by boat. _____
3. I go to school by bus. _____
4. I go to school by bike. _____

2 Look at the picture again. Write.

to school walk I _____



3 Write.



bird book ~~ball~~

1. Where's the ball ?
It's under the slide.
2. Where's the _____ ?
It's in the tree.
3. Where's the _____ ?
It's on the slide.


4 Write.

~~Is~~ Where's She's Is

1. Is Grandpa in the bedroom?
2. _____ in the dining room.
3. _____ Billy?
4. _____ he in the kitchen?

5 Write.

1



zebra

2




bo__

3



__ogurt

4



__all

5



bu__

6 Look and color.

My work in Units 4, 5, and 6 is



OK



Good



Excellent


Culture

Countries and flags

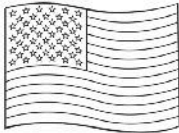

1 Look and trace. Then color.



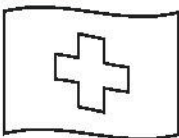
I'm from Korea.



I'm from Viet Nam.



I'm from the U.S.A..




I'm from Switzerland.



I'm from Thailand.

2 Draw and color a flag.



3 Say. 

This flag is from ...

Culture 1

Pets in Thailand


1 Find and write.

v	o	i	b	m	n	x	w
g	c	a	t	p	b	i	f
b	x	u	i	t	t	s	h
m	j	v	d	o	g	n	p
a	y	b	g	i	p	s	n
h	h	a	m	s	t	e	r
n	k	o	h	p	i	q	t
f	i	s	h	a	c	x	m


1



3



2



4



1.


cat

2.

3.

4.

2 Draw and write.



What a good


_____ !

Culture 2

Tet holiday in Viet Nam


1 Look and write.

~~card~~ banh chung flowers lucky money



1. c _ a _ r _ d _
2. l _ _ c k _ _ m _ _ n _ _ _
3. b _ _ n _ _ c _ _ u _ _ _
4. _ _ l o _ _ e _ _ _

2 Make an invitation for a party. Write.




_____ Party!
Where: _____ house
When: six in the evening
From: _____
Come to my party!
We eat _____.
We get _____!
Be there!

Culture 3

Sports in the U.S.A.

1 Match and write.




1. baseball
2. _____
3. _____
4. _____

2 Draw and write.



My favorite sport
is badminton.



My favorite sport is _____.

Culture 4

Toys in Viet Nam

1 Look and write.

doll board game kite ~~to he~~



1. to he

2. _____

3. _____

4. _____

2 Read and write.

Nick: What is it?

Linh: It's my favorite toy.

It's a kite.


Nick: Is it a d _____ ?

Linh: Yes, it is. What is it?

Nick: It's my b _____

g _____.

Linh: Great! Let's play!



Culture 5

Walking in Switzerland

1 Look and write.

1




jacket

2



3



4



2 Draw and write.

Hi _____,

I'm in _____.

I wear a  _____.

and  _____.

I have a  _____.

The  _____ are

beautiful!


See you soon.

Culture 6

Breakfast in Korea

1 Look and write.

egg meat soup ~~rice~~



1. rice
2. _____
3. _____
4. _____

2 Draw and write.

For breakfast, I eat _____, _____,
and _____. I love _____, too!

Picture dictionary

Starter

















Unit 1













Unit 2











Fluency Time! 1 CLIL

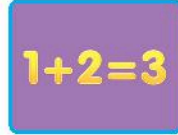








Unit 3





Unit 4













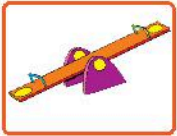




Picture dictionary



Unit 5



Unit 6



Fluency Time! 2 CLIL







Culture





Culture 2

















Culture 1

Culture 3









Picture dictionary









Culture 4









Culture 6









Culture 5





Word list

Words in **bold** are core words that children will be able to use actively by the end of each unit. The remaining words are those they will have come across in songs and stories, and in reading and listening passages.

Starter unit

apple	/ˈæpl/	quả / trái táo
baby	/'beɪbi/	em bé
big	/bɪg/	to, lớn
bike	/baɪk/	xe đạp
Billy	/'bɪli/	Billy (tên riêng)
bird	/'bɜːrd/	con chim
boy	/'bɔɪ/	con trai
brown	/'braʊn/	màu nâu
chair	/tʃeɪ/	cái ghế
color	/'kɒlə/	màu sắc
come	/'kʌm/	tới, đến
day	/deɪ/	ngày
eight	/eɪt/	số 8
fig	/'fɪg/	quả sung
five	/'faɪv/	số 5
four	/'fɔːr/	số 4
Friday	/'fraɪdeɪ/	thứ Sáu
fun	/'fʌn/	niềm vui
goat	/'gəʊt/	con dê
hat	/'hæt/	nón, mũ
Hi	/'haɪ/	Xin chào
ill	/'ɪl/	ốm / bệnh
ink	/'ɪŋk/	mực
Jelly	/'dʒeli/	mứt, thạch
kangaroo	/'kæŋgə'ruː/	con chuột túi
leaf	/'liːf/	chiếc lá
letter	/'letə/	chữ cái
like	/'laɪk/	thích
lion	/'laɪən/	con sư tử
little	/'lɪtl/	bé, nhỏ
Miss Jones	/'mɪs 'dʒəʊnz/	Cô Jones (tên riêng)
mom	/'mʌm/	mẹ, má
Monday	/'mʌndeɪ/	thứ Hai
nine	/'naɪn/	số 9
one	/'wʌn/	số 1
orange	/'ɔːrɪndʒ/	màu cam
pink	/'pɪŋk/	màu hồng
purple	/'pɜːpl/	màu tím
Rosy	/'rəʊzi/	Rosy (tên riêng)
Saturday	/'sætədeɪ/	thứ Bảy
seven	/'sevn/	số 7
shoes	/'ʃuːz/	giày
six	/'sɪks/	số 6
socks	/'sɔːks/	vớ, tất
Sunday	/'sʌndeɪ/	Chủ nhật
teddy bear	/'tedi beə/	gấu bông
ten	/'ten/	số 10
three	/'θriː/	số 3
Thursday	/'θɜːrzdɪ/	thứ Năm
Tim	/'tɪm/	Tim (tên riêng)
tub	/'tʌb/	bồn tắm
Tuesday	/'tuːzdeɪ/	thứ Ba
two	/'tuː/	số 2
Wednesday	/'wenzdeɪ/	thứ Tư
week	/'wiːk/	tuần
yak	/'jæk/	con bò Tây Tạng
yuck	/'jʌk/	ghê quá, khiếp quá

Unit 1

brother	/'brʌðə/	anh / em trai
dad	/'dæd/	ba, cha, bố
eleven	/'ɪlevn/	số 11
family	/'fæməli/	gia đình
grandma	/'grænma/	bà ngoại, bà nội
grandpa	/'grænpɑː/	ông ngoại, ông nội
Hello	/'hə'ləʊ/	Xin chào
mom	/'mʌm/	mẹ, má
my	/'maɪ/	của tôi
neck	/'nek/	cổ
nose	/'nəʊz/	mũi
octopus	/'ɒktəpʊs/	con bạch tuộc
orange	/'ɔːrɪndʒ/	quả / trái cam
panda	/'pændə/	con gấu trúc
pen	/'pen/	bút bi
sister	/'sɪstə/	chị / em gái
this	/'ðɪs/	cái này
twelve	/'twelv/	số 12

Unit 2

cold	/'kəʊld/	lạnh
feeling	/'fiːlɪŋ/	cảm giác
fourteen	/'fɔːr'tiːn/	số 14
happy	/'hæpi/	vui vẻ
here	/'hɪə/	ở đây
hot	/'hɒt/	nóng
hungry	/'hʌŋgri/	đói
mango	/'mæŋgəʊ/	quả / trái xoài
on	/'ɒn/	trên
poor	/'pʊə/	tội nghiệp
queen	/'kwɪn/	hoàng hậu
quiet	/'kwaɪət/	yên lặng
rainbow	/'reɪnbəʊ/	cầu vồng
river	/'rɪvə/	dòng sông
sad	/'sæd/	buồn
snake	/'sneɪk/	con rắn
sofa	/'səʊfə/	ghế xô-pha
sorry	/'sɔːri/	xin lỗi
thirsty	/'θɜːrstɪ/	khát
thirteen	/'θɜːr'tiːn/	số 13

Unit 3

blue	/'bluː/	màu xanh dương
clothes	/'kloʊz/	quần áo
dress	/'dres/	áo đầm, áo váy
fifteen	/'fɪf'tiːn/	số 15
green	/'grɪn/	màu xanh lá cây
her	/'hɜː/	của cô ấy / chị ấy / bà ấy
his	/'hɪz/	của anh ấy / ông ấy
pants	/'pænts/	quần dài
shorts	/'ʃɔːts/	quần soóc
sixteen	/'sɪks'tiːn/	số 16
these	/'ðiːz/	những cái này
towel	/'taʊəl/	khăn tắm
turtle	/'tɜːtl/	con rùa
umbrella	/'ʌm'brelə/	cây dù, cái ô
up	/'ʌp/	lên
vase	/'veɪs/	binh / lọ hoa
violin	/'vaɪə'lɪn/	đàn vi-ô-lông



HUÂN CHƯƠNG HỒ CHÍ MINH

Nurture a love for learning English

TIẾNG ANH Family and Friends

National Edition Workbook

Family and Friends National Edition	MOET English Competency Framework / CEFR	Cambridge English Qualifications	Pearson Test of English Young Learners	TOEFL® Primary™	
				Step 1	Step 2
1	A0	Pre A1 Starters			
2	A0	Pre A1 Starters			
3	A0	Pre A1 Starters	Firstwords	2 stars	
4	A0 – A1	A1 Movers		3 stars	
5	A1 – A2	A1 Movers	Springboard	4 stars	2 badges

Family and Friends Printable Resources have been designed to supplement the course and prepare students to achieve these assessment benchmarks.



Student Book



Workbook



Teacher's Guide



Classroom Presentation Tool



Printable Resources



Online Play




Flashcards



Posters



Graded Readers



Picture Dictionary

www.oup.com/elt/friendsvietnam

Các đơn vị đầu mối phát hành

- **Miền Bắc:** CTCP Đầu tư và Phát triển Giáo dục Hà Nội
 - **Miền Trung:** CTCP Đầu tư và Phát triển Giáo dục Đà Nẵng
 - **Miền Nam:** CTCP Đầu tư và Phát triển Giáo dục Phương Nam
- Sách điện tử: <http://hanhtrangso.nxbgd.vn>

Kích hoạt tem để mở học liệu điện tử:
Cào lớp như trên tem để nhận mã số.
Truy cập <http://hanhtrangso.nxbgd.vn>
và nhập mã số tại biểu tượng chia khóa.



With content from
OXFORD
UNIVERSITY PRESS



Access
Online Play