

TRẦN CAO BỘI NGỌC (Chủ biên) – TRƯƠNG VĂN ANH

# TIẾNG ANH

# Family and Friends

4

National Edition  
Student Book



NHÀ XUẤT BẢN GIÁO DỤC VIỆT NAM



OXFORD  
UNIVERSITY PRESS

TRẦN CAO BỘI NGỌC (Chủ biên) – TRƯƠNG VĂN ANH



TIẾNG ANH

Family  
and  
Friends

4

National Edition  
Student Book



NHÀ XUẤT BẢN GIÁO DỤC VIỆT NAM

OXFORD  
UNIVERSITY PRESS

## Scope and sequence



Billy



Tim



Rosy



Max



Holly



Amy



Leo

	Words	Grammar	Phonics	Values
<b>Starter:</b> <b>Welcome back!</b> p. 4	Appearance Family Possessive 's Days of the week Numbers 1–20 Colours Personal information	<i>I have brown hair.                      He has green eyes.                      Where's Billy?                      This is Rosy's mom.                      My favorite color is red.</i>		
<b>1 They're heroes!</b> p. 10	<b>Jobs</b> doctor, pilot, firefighter, student, teacher, police officer, farmer	<b>We're / They're doctors.</b> We / They help sick people.	Schwa /ə/: pilot, doctor Word stress: doctor, teacher, firefighter, office worker	Respect people who help us!
<b>2 Does he work in a police station?</b> p. 16	<b>Places of work</b> hospital, airport, police station, fire station, store, office, farm, bank	<i>He works in a police station.                      She doesn't work in a police station.                      Does he work in an airport?                      Yes, he does. / No, he doesn't.</i>	n /n/: nest o /ɑ:/: octopus p /p/: parrot	All jobs are important!
<b>3 Would you like a bubble tea?</b> p. 22	<b>Food</b> fries, noodles, pizza, bubble tea, chicken Numbers 20–100	<i>Would you like a bubble tea?                      Yes, please. / No, thanks.                      Would you like chicken or pizza?                      I would like pizza, please.                      What does he / she like?                      He / She likes / doesn't like noodles.</i>	q /q/: queen r /r/: rabbit s /s/: sofa	Always be polite!
<b>Review 1 p. 28</b>				
<b>Fluency Time! 1</b> p. 30	Everyday English CLIL: Social Studies	Classroom language Jobs: fire truck, ladder, helmet, uniform		
<b>4 We have English!</b> p. 32	<b>School subjects</b> art, math, English, PE, Vietnamese <b>School rooms</b> schoolyard, art room, computer room	<i>What do we have on Monday?                      We have English on Monday.                      Can we take these bags?                      Yes, you can. / No, you can't.</i>	t /t/: tiger u /ʌ/: umbrella v /v/: van	Share things!
<b>5 We're having fun at the beach!</b> p. 38	<b>Beach activities</b> read, surf, play with a ball, go on a boat, snorkel, collect shells, swimming, sitting, running	Present progressive: affirmative and negative I'm surfing. He isn't surfing. We're / They're playing with a ball. We / They aren't collecting shells.	w /w/: window x /x/: box	Be safe at the beach!
<b>6 Funny monkeys!</b> p. 44	<b>Zoo animals</b> penguin, zebra, kangaroo, camel, lizard, crocodile <b>Activities</b> wear a hat, write in notebook, eat a sandwich, take a photo	Present progressive: questions and answers Are you reading? No, I'm not. Is he sleeping? Yes, he is. What is he / she eating? He's / She's eating a sandwich. What are they doing? They're watching the monkeys.	y /j/: yo-yo z /z/: zebra	Be kind to animals!
<b>Review 2 p. 50</b>				
<b>Fluency Time! 2</b> p. 52	Everyday English CLIL: Science	Making plans: Are you free after school today? How about ... ? Materials: float, sink, air, light, heavy		

	Words	Grammar	Phonics	Values
<b>7</b> p. 54	<b>It isn't cold today!</b> Weather <i>raining, windy, hot, cold, snowy, sunny</i> Weather activities <i>fly a kite, make a snowman, go outside</i>	What's the weather like? It's windy. Wear a sun hat. Why? Because it's sunny. Wear a sun hat because it's sunny.	/r/ ring, bang, long /j/ treasure, explosion measure, explosion	Be ready for different weather!
<b>8</b> p. 60	<b>Let's buy presents!</b> Special days <i>candy, balloon, present, candle, neighbor, invite, gift card, chocolate</i>	We like / don't like balloons. Do they like balloons? Yes, they do. / No, they don't. What do they like? They like balloons. He likes this candy because it's red.	/ð/ father, brother, this, that /ə/ three, throw	Be good at the party!
<b>9</b> p. 66	<b>What time is it?</b> Everyday activities <i>get up, have breakfast, go to school, go home, have dinner, go to bed</i> Times of day and Time <i>morning, afternoon, evening</i>	What time is it? It's seven o'clock. What time does he go to bed? He goes to bed at nine o'clock in the evening. What time do you / they get up? We / They get up at seven o'clock in the morning.	/u:/ flute, you /u:/ foot /ju:/ new	Be respectful!

### Review 3 p. 72

### Fluency Time! 3

p. 74

Everyday English  
C.I.B. Grammar  
Getting dressed. Put on ... Take off ...  
A bar chart for survey results. survey, bar chart, row, column

### 10 Do they like fishing?

p. 76

Hobbies  
*read comics, play chess, fish, play basketball, play volleyball, play badminton*  
He likes / doesn't like reading comics.  
They like / don't like playing basketball.  
Does he / she like playing chess?  
Yes, he / she does. / No, he / she doesn't.  
We like playing chess, but we don't like playing volleyball.

/z/ corn, horn, storm  
/ɑ:/ car, farm, star

Play nicely!

### 11 How do we get to the hospital?

p. 82

Prepositions of place  
*next to, opposite, between*  
Directions  
*turn left, turn right, go straight*  
Places  
*train station, bus station, supermarket*  
How do we get to the hospital?  
Turn left. Go straight at the traffic lights.  
It's opposite the school.  
It's between the book store and the library.  
It's next to the library.

/ɜ:/ germs, fern, girl,  
bird, nurse, hurt

Look carefully at the map!

### 12 A smart baby!

p. 88

Adjectives to describe people  
*old, young, handsome, pretty, cute, smart*  
Words to describe rooms  
*neat, messy, floor*  
Past simple with be: affirmative and negative  
I / He / She was cute.  
You / We / They were very young.  
My / His / Her hair wasn't white.  
You / We / They weren't all different.

/j:/ green, eat  
Consonant blends:  
/n/: sleep  
/sp/: spoon

Be interested in other people!

### Review 4 p. 94

### Fluency Time! 4

p. 96

Everyday English  
C.I.B. Geography  
Hobbies: I like playing soccer. I don't like playing soccer too.  
Volcanoes: volcano, inside, hole, erupt, lava

### Picture dictionary p. 98

### Word list p. 102



Write in your notebook.



Say.



Write with a pencil.



Audio track available.





Video available.



## Starter

## Welcome back!

### Lesson One Grammar

1 Listen and sing.  


2 Sing and do.

#### Welcome song

Welcome back	Welcome back.
To all our friends.	It's a happy day.
Fun and learning	A day for learning,
Never end!	A day for play!




3 Listen and read.  



4 Starter

## Lesson Two Grammar

1 Listen to the story and repeat.  02

2 Read and write T (true) or F (false). 

- Rosy has brown hair. T
- Tim is Rosy's brother.
- Billy has curly hair.
- Billy is under the bed.

3 Listen and write the numbers.  03 

mom dad brother sister grandma grandpa aunt uncle cousin



4 Point and say. 

long short curly straight brown black gray

This is Rosy's mom. She has curly hair.

This is Rosy's dad. He has ...

Starter

5

## Lesson Three Words and song

### 1 Listen, point, and repeat. 04

Monday	Tuesday	Wednesday	Thursday	Friday	Saturday	Sunday

### 2 Ask and answer.

1



2



### 3 Listen and sing. 05

### 4 Sing and do.




6

Starter

## Lesson Four Words and grammar

### 1 Point, ask, and answer. 🗨️

color animal toy food



### 2 Listen and point. Ask and answer. 🎧 🗨️



red green blue yellow pink black brown orange

What color is number 8?

It's ...

## Lesson Five Skills Time!

1 Look at the pictures. Describe the children. ☞

2 Listen and read. 🎧 07



Hi. I'm Max. I'm twelve. I have short hair and brown eyes. Holly is my sister. We have two cousins. Their names are Amy and Leo.



Hello. I'm Amy.  
I'm Leo's sister.  
My favorite color is blue.  
Leo's favorite color is green. What's your favorite color?  
I have an aunt and an uncle and two cousins, Max and Holly.



3 Read again and write. 📅

Leo Amy Holly Max

1. Max is twelve.
2. \_\_\_\_\_ is Max's sister.
3. \_\_\_\_\_ is Leo's sister.
4. \_\_\_\_\_'s favorite color is green.
5. \_\_\_\_\_ has short hair and brown eyes.
6. \_\_\_\_\_'s favorite color is blue.
7. \_\_\_\_\_ is Amy's brother.
8. Max and \_\_\_\_\_ are Amy's cousins.

## Lesson Six Skills Time!

### 1 Read and say.

Nam is nine.

He has one sister.

His favorite color  
is blue.

Name: Tran Nam

Age: nine

Brothers and sisters: one sister

Hair: short

Eyes: brown

Favorite toy: my kite

Favorite animal: elephant

Favorite color: blue

Favorite food: cookies



### 2 Write and draw about you.

Name: \_\_\_\_\_

Age: \_\_\_\_\_

Brothers and sisters: \_\_\_\_\_

Hair: \_\_\_\_\_

Eyes: \_\_\_\_\_

Favorite toy: \_\_\_\_\_

Favorite animal: \_\_\_\_\_

Favorite color: \_\_\_\_\_

Favorite food: \_\_\_\_\_



### 3 Talk about you.

My name's Vy. I'm eight. I have long hair and black eyes. My favorite color is pink.

My name's Anh. I'm nine. I have two brothers. My favorite food is yogurt.



## 1 They're heroes!

### Lesson One Words

1 Listen, point, and repeat. 08

2 Listen and chant. 09



doctor



pilot



firefighter




student



teacher

3 Listen and read. 10





1 Listen to the story and repeat. 10

2 Listen and say. 11

Let's learn!

We're firefighters.



We fight fires.




They're doctors.  
They help sick people.



They're teachers.  
They teach students.

3 Write.

1



We help people.  
We're doctors.



We fly planes.

3



We fight fires.

4 Look and say.

They study.

Number 4. They're students.

1



2



3



4



Let's talk!

They're students.



## Lesson Three Song

### 1 Listen, point, and repeat. 12



**police officer**  
Police officers  
help everyone.



**farmer**  
Farmers grow  
food.

### 2 Listen and sing. 13

### 3 Sing and do.

#### Can you see ...

Can you see the doctors?  
They're saying "hello".  
They help sick people.  
They're good to know.


Can you see the police officers?  
They're saying "hello".  
They help everyone.  
They're good to know.

Can you see the farmers?  
They're saying "hello".  
They grow food.  
They're good to know.

Can you see the students?  
Just look and see!  
We study at school,  
All of you and me.



## Lesson Four Phonics


1 Listen, point, and repeat.  14



2 Listen, chant, and clap at the big circles.  15

Doctors, teachers, office workers,  
Working hard, every day.  
Pilots, farmers, firefighters,  
Help us all in many ways.



3 Read the chant again. Say the job words. 

4 Listen and underline the letters with schwa.  16

firefighter

doctor

pilot

teacher

farmer

office worker

police officer

Let's talk! 

She's a doctor. 



## Lesson Five

## Skills Time!

### Reading

1 Look at the pictures. Say the jobs.

2 Listen and read.  17



My name's Mai.  
I'm nine.  
This is my family.



This is my dad.  
He's a pilot.



This is my mom.  
She's an office worker.



This is my grandpa.  
He's a doctor.  
Doctors help sick people.



My brother's name is Minh.  
We're students.  
We study at school.



We're a happy family.

3 Read and write T true or F false. 

- Mai's parents are pilots. F
- Her mother is an office worker. \_\_\_\_\_
- Her grandpa is a pilot. \_\_\_\_\_
- Mai and Minh study at school. \_\_\_\_\_

#### Listening

1 Listen and write the numbers.  18 



#### Speaking

2 Point and say.




They fly planes. They are pilots.

3 Say the jobs that your family members do.


My grandma is a farmer.  
Farmers grow food.

#### Writing: A personal profile

4 Write about you and your family. 

My name's \_\_\_\_\_ . I'm a \_\_\_\_\_ .

My mom is \_\_\_\_\_ .

5 Read your sentences from 4. Circle the capital letters and periods. 

My name's Minh. I'm a student. Students study at school.

## 2

## Does he work in a police station?

### Lesson One Words

1 Listen, point, and repeat. 19

2 Listen and chant. 20



hospital



airport



police station




fire station



store

3 Listen and read. 21



1 Listen to the story and repeat. 🎧 21

2 Listen and say. 🎧 22

### Let's learn!



He **works** in a police station.  
She **doesn't work** in a police station.

Does he **work** in a police station?  
**Yes, he does.**


Does she **work** in an airport?  
**No, she doesn't.**

3 Look and say. 🗨️



Look at number 1.  
Does she work in a hospital?

Yes, she does.



4 Look again and write. 📝

She He works doesn't work

1. She works in a hospital.
2. \_\_\_\_\_ in an office.
3. \_\_\_\_\_ in a fire station.
4. \_\_\_\_\_ in an airport.

### Let's talk! 🗨️

My aunt works  
in a hospital.





## Lesson Three Song

### 1 Listen, point, and repeat. 🎧 23



### 2 Listen and sing. 🎧 24

### 3 Sing and do.

**Places to go**

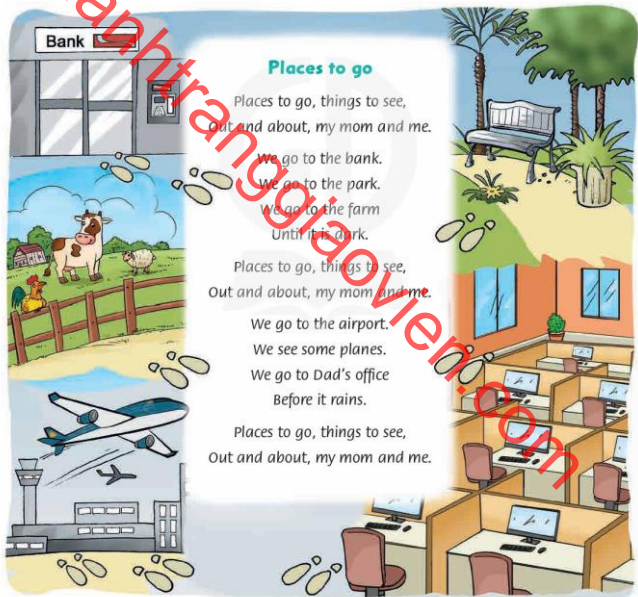
Places to go, things to see,  
Out and about, my mom and me.

We go to the bank.  
We go to the park.  
We go to the farm  
Until it is dark.


Places to go, things to see,  
Out and about, my mom and me.

We go to the airport.  
We see some planes.  
We go to Dad's office  
Before it rains.

Places to go, things to see,  
Out and about, my mom and me.



## Lesson Four Phonics

1 Listen, point, and repeat.  25



2 Listen and chant.  26

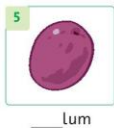
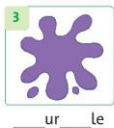
In the net, a purple plum,  
And in the nest, an orange carrot.  
No, that's not a purple plum,  
And that's not an orange carrot.  
That's a purple octopus,  
And an orange parrot!



3 Read the chant again. Say the words with **n**, **o**, and **p**. Write. 

4 Listen and complete the words.   27


**n**   **o**  
**p**



## Lesson Five

## Skills Time!

### Reading

- 1 Look. Does she work in an office? What do you see?
- 2 Listen and read.  28

## Saigon Zoo

Vy works at Saigon Zoo. She takes care of the big animals: elephants, giraffes, lions, and tigers. They like to see her.



Vy starts work early in the morning. She feeds the lions and tigers. Then she feeds the giraffes and the elephants. They eat all their food. Vy says, "I go home in the afternoon. I'm always happy."





- 3 Read again and write T (true) or F (false). 

1. Vy works in a police station. F
2. She doesn't take care of little animals.
3. She starts work in the afternoon.
4. The animals eat all their food.
5. She doesn't go home in the morning.

- 4 Think about a zoo animal. What does it eat? What doesn't it eat?

#### Listening

1 Listen and circle the correct words.  29 



1. Nam works / doesn't work in the zoo.
2. Nam takes care of / doesn't take care of the big animals.
3. His favorite animals are the monkeys / parrots.
4. There are 12 / 20 monkeys at the zoo.
5. He takes care of / doesn't take care of the parrots.
6. Fred talks / doesn't talk to visitors.

#### Speaking

2 Ask and answer.

Does Nam work in an office?


No, he doesn't. He works in the zoo.

Does he ...?

3 Talk about a family member's job.

My dad is a zookeeper.  
He takes care of giraffes.

#### Writing: Job profile

4 Write about a family member's job. Use the example to help you. 

**Name:** Vy  
**Job:** zookeeper  
**Place of work:** the zoo  
**What does he / she do?**  
She takes care of animals.

**Name:** \_\_\_\_\_  
**Job:** \_\_\_\_\_  
**Place of work:** \_\_\_\_\_  
**What does he / she do?**  
\_\_\_\_\_

## 3 Would you like a bubble tea?

### Lesson One Words

1 Listen, point, and repeat. (1) 30

2 Listen and chant. (2) 31



fries



noodles



pizza


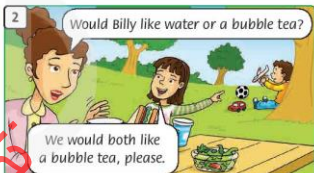



bubble tea



chicken

3 Listen and read. (3) 32



1 Listen to the story and repeat. 🎧 32

2 Listen and say. 🎧 33

### Let's learn!

Would you like a bubble tea?



Yes, please.

Would you like noodles?



No, thanks.

What does she like?  
She **likes** bubble tea.

She **doesn't like** noodles.



Would you like chicken or pizza?  
I **would like** pizza, please.

3 Look and say. 🗨️

chicken ✓

noodles ✓

pizza X

water ✓

a bubble tea X

Would you like chicken?

Yes, please.

4 Look and write. 📝



1. What does she like ?

She likes bubble tea.

\_\_\_\_\_ orange juice.

2. \_\_\_\_\_ ?

He \_\_\_\_\_ chicken.

\_\_\_\_\_ fries.

5 Look and say. 🗨️

noodles / pizza fries / chicken a bubble tea / orange juice



Would you like pizza or noodles?

I would like noodles, please.


### Let's talk! 🗨️

Would you like a bubble tea?





## Lesson Three Song

1 Listen, point, and repeat.  34

10 ten	20 twenty	21 twenty-one	22 twenty-two	23 twenty-three	24 twenty-four	25 twenty-five
26 twenty-six	27 twenty-seven	28 twenty-eight	29 twenty-nine	30 thirty	40 forty	
50 fifty	60 sixty	70 seventy	80 eighty	90 ninety	100 one hundred	

2 Listen and sing.  35      3 Sing and do.

### Bubble tea!

I would like a bubble tea.  
One big cup, just for me!  
How much is it? Let me see -  
Twenty-three thousand dong, please.

Would you like some orange juice?  
One big cup, just for you!  
How much is it? Let me see -  
Twenty-two thousand dong, please.


An orange juice and a bubble tea.  
One for you and one for me.  
How much is it? Let me see -  
Forty-five thousand dong, please.



DRINKS	PRICE
Bubble tea	23,000 dong
Orange juice	22,000 dong
Water	10,000 dong
Milk	12,000 dong




## Lesson Four Phonics

1 Listen, point, and repeat.  36




2 Listen and chant.  37



3 Read the chant again. Say the words with **q**, **r**, and **s**. Write. 

4 Listen to the sounds and write the letters.  38 



Let's talk! 

The queen has  
a question.




## Lesson Five


## Skills Time!

### Reading

1 Look at the pictures. What food does the boy like?

2 Listen and read.  39

<p>1</p>  <p>I would like one mango juice and chicken noodles, please.</p> <p>We don't have much food. It's late.</p>	<p>2</p>  <p>Do you have noodles?</p> <p>No, we don't.</p>
<p>3</p>  <p>Do you have chicken?</p> <p>No, we don't.</p>	<p>4</p>  <p>Do you have bananas?</p> <p>Yes, we do.</p>
<p>5</p>  <p>I would like one mango juice and one banana rice, please.</p> <p>Banana rice?</p>	<p>6</p>  <p>Look! Would you like some banana rice? It's my favorite!</p>

3 What food do they have? Put a check (✓) or cross (X) in the box. 



1. chicken       2. bananas       3. rice       4. noodles

4 What food does your friend like?

## Skills Time!

## Lesson Six

## Listening

1 Listen and write Yes or No.  

## Speaking

2 Point, ask, and answer.

bananas plums apples mangoes



Would you like mangoes?

Yes, we would like five mangoes please.

That's 25 thousand dong, please.

Here you are.

Thank you! My dad likes mangoes.

3 What fruit does your mom or dad like?

They like plums and apples.

## Writing: A menu

4 Write a menu with 6 types of food and drink. Use the example to help you. 

## Minh's school canteen

mango juice	5,000 dong	chicken rice	20,000 dong
bubble tea	6,000 dong	noodles	11,000 dong
lemonade	5,000 dong	hot dog	7,000 dong

## Review 1

### 1 Listen and write. 41

1. 35    2. \_\_\_\_\_    3. \_\_\_\_\_    4. \_\_\_\_\_    5. \_\_\_\_\_    6. \_\_\_\_\_

### 2 Listen and check (✓) the box. 42

1      

2        

3      

4         

### 3 Read. Circle the correct answer.

Hello! My name's Uyen. This is my dad. He's a police officer. My uncle is a police officer, too. They work in a police station. My mom is a teacher. She works in a school. She teaches students. I'm a student, and my brother, Minh is a student, too. We study at school from Monday to Friday.



1. Is Uyen's dad a police officer?    Yes, he is. / No, he isn't.
2. Does Uyen's mom work in a police station?    Yes, she does. / No, she doesn't.
3. Are Uyen and her brother students?    Yes, they are. / No, they aren't.
4. Do they study every day?    Yes, they do. / No, they don't.

### 4 Read again and write T (true) or F (false).

1. Uyen's dad is a police officer.    T
2. Uyen's dad works in a fire station.    \_\_\_\_\_
3. Uyen's uncle is a pilot.    \_\_\_\_\_
4. Uyen's mother teaches students.    \_\_\_\_\_
5. Minh and Uyen study at school.    \_\_\_\_\_

## 5 Look and write.



1. eci  
rice



2. ckechin



3. bblube aet



4. zzapi



5. ifres



6. onoleds

## 6 What does he / she like? Look and say.



## Fluency Time! ①

### Lesson One Everyday English

#### 1 Listen. Read and say. 43



James: What's this in English?  
 Kate: Noodles.  
 James: Thanks. Welcome to my restaurant.  
 Kate: No, James! I have homework.



James: Please, Kate! What would you like?  
 Kate: Oh OK. I would like noodles, please.  
 James: That's 45 thousand dong, please.  
 Kate: 45 thousand dong! That's too much!

#### 2 Listen and circle the answer. 44

- Kate has **English** / Vietnamese homework.
- Mom** / Dad is helping her.
- Mom has a picture of rice / **noodles**.



#### 3 Ask and answer. 45

### Menu

Noodles – 28,000 dong  
 Sticky rice – 12,000 dong  
 Sandwich – 25,000 dong  
 Juice – 12,000 dong  
 Lemonade – 6,000 dong

Hello. Welcome to my restaurant.

Hello.

What would you like?

I would like noodles and juice, please.

OK, that's 40 thousand dong, please.

## Lesson Two CLIL: Social studies

### 1 Listen, point, and repeat. 45



fire truck



ladder

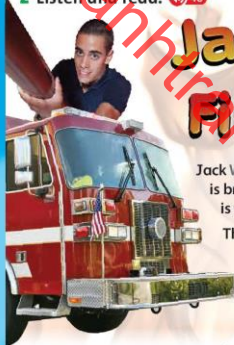


helmet



uniform

### 2 Listen and read. 46



## Jack the Firefighter

Jack Wallis is a firefighter. His uniform is brown and yellow. Jack's helmet is yellow and red.

This is Jack's fire truck. It's red and white. It's very big and fast. A ladder is on the truck. Jack goes up the ladder to fight fires. Jack's uniform keeps him safe.



### 3 Read again and write.

Ladder yellow fire truck helmet

- Jack's uniform is brown and yellow.
- His \_\_\_\_\_ is yellow and red.
- The \_\_\_\_\_ is very big and fast.
- A \_\_\_\_\_ is on the fire truck.

### 4 **Think!** What things does a firefighter need to fight fires? Make a checklist.

### 5 Look and color.

**My work in Starter Unit, Units 1–3 & Fluency Time! 1 is**



OK



Good



Excellent



## 4 We have English!

### Lesson One Words

1 Listen, point, and repeat. (1) 47

2 Listen and chant. (1) 48



art



math



English



P.E.



Vietnamese

3 Listen and read. (1) 49

1

What do we have on Monday?

Days	English	Math	Art	P.E.
Monday	English	Math		
Tuesday				
Wednesday				
Thursday				
Friday				
Saturday				
Sunday				

We have English. Then we have math.

2

When do we have P.E.?

Days	English	Math	Art	P.E.
Monday	English	Math		
Tuesday				
Wednesday				
Thursday				P.E.
Friday				
Saturday				
Sunday				

We have P.E. on Thursday. Oh good!

3

On Thursday

Don't forget these.

Oh yes. Our P.E. bags.

4

It's time for soccer.

5

Oh no! This is Rosy's bag. I don't have my P.E. clothes!

6

Can I wear these clothes?

Yes, you can.

1 Listen to the story and repeat. (4) 49

2 Listen and say. (4) 50

### Let's learn!



What do we have on Monday?  
We have English on Monday.



Can we take these bags?  
Yes, you can.  
No, you can't.

3 Look and say. (4) 51

What do we have on Tuesday?

We have ... on ...

	Monday	Tuesday	Wednesday	Thursday
9:00	math	English	art	Vietnamese

4 Look and write. (4) 52

we we you you I can can't



Can we draw pictures, please?  
Yes, you can.



\_\_\_\_\_ I play soccer?  
Yes, \_\_\_\_\_ can.



Can \_\_\_\_\_ sing a song now?  
No, you \_\_\_\_\_.



Can \_\_\_\_\_ take photos, please?  
No, \_\_\_\_\_ can't.


### Let's talk!

We have soccer in P.E. today.



## Lesson Three Song

### 1 Listen, point, and repeat. 51



### 2 Listen and sing. 52

### 3 Sing and do

**At our school**

What do we have on Mondays?  
We have art.  
We go to the art room.  
Time for class to start!


What do we have on Tuesdays?  
We have math.  
We go to the classroom.  
Let's start the class!

What do we have on Thursdays?  
We have English. Wow!  
We go to the computer room.  
I'd like to go there now!

What do we have  
On Friday?  
Oh yes! We have P.E.  
We go to the  
Schoolyard.  
It's fun for you  
And me!

hanhtrangiaovien.com


## Lesson Four Phonics

1 Listen, point, and repeat.  53



2 Listen and chant.  54



3 Read the chant again. Say the words with t, u, and v. Write. 

4 Listen and complete the words.  55 


**t**  
**u**   **v**



## Lesson Five

## Skills Time!

### Reading


- 1 Look at the picture. What school subjects can you see?
- 2 Listen and read.  56

### Our Computer Room

At our school we have a big computer room. We have 40 computers in the room, one for every student.

In the computer room, the students can practice English, Vietnamese, and math. They have art here, too. Students can't play computer games, but they can draw and color pictures with the computer.

The children come to the computer room every Tuesday and Thursday.



- 3 Read again and answer the questions. 

1. Do you have a computer room? Yes, we do.
2. Is it big or small? \_\_\_\_\_
3. What do you have here? \_\_\_\_\_
4. What can you do here? \_\_\_\_\_

- 4 What's your favorite room in your school? Why?

## Skills Time!

## Lesson Six

## Listening

1 Listen and write the numbers.  37 

## Speaking

2 Point, ask, and answer about your school.

in the classroom    in the art room    in the computer room


What do we have in the art room?

We have ...

3 Talk about your week.

I have Vietnamese and English on Tuesday.

## Writing: A description

4 Write about your favorite room in your school. Look at the example to help you. 

Place: computer room  
 Activities: We practice English, math, and Vietnamese there.  
 Other information: 40 computers. Students go there on Tuesdays and Thursdays.


Place: \_\_\_\_\_  
 Activities: \_\_\_\_\_  
 \_\_\_\_\_  
 Other information: \_\_\_\_\_  
 \_\_\_\_\_



## 5

## We're having fun at the beach!

### Lesson One Words

1 Listen, point, and repeat.  58

2 Listen and chant.  59



read



surf



play with  
a ball



go on  
a boat



snorkel



collect  
shells

3 Listen and read.  60 



**Amy** Hello, Mom! We're having fun at the beach.

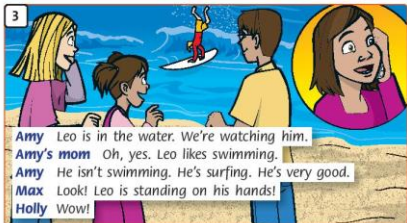
**Amy's mom** That's good. What are your aunt and uncle doing?

**Amy** They're talking.



**Amy's mom** What are Max and Holly doing?

**Amy** Max is reading a book. Holly and I are playing with a ball.



**Amy** Leo is in the water. We're watching him.

**Amy's mom** Oh, yes. Leo likes swimming.

**Amy** He isn't swimming. He's surfing. He's very good.

**Max** Look! Leo is standing on his hands!

**Holly** Wow!



**Max** Oh, no! Leo is falling!

**Amy** Leo is swimming now, Mom!

1 Listen to the story and repeat. 🎧 50

2 Listen and say. 🎧 51

### Let's learn!

I'm surfing.

I'm not snorkeling.

He's going on a boat.

He isn't surfing.

We / They're playing with a ball.

We / They aren't collecting shells.

This is great! We're surfing!



I'm not surfing!

3 Read and match. Write.

1. She's going on a boat. e
2. They're snorkeling. a
3. She's collecting shells. b
4. He's playing with a ball. d
5. They're surfing. c



4 Write.



He isn't snorkeling.

He 's eating.



They are collecting shells.

They are.



We are reading.

We are.



She is playing with a ball.

She isn't.

Let's talk!

I'm not reading. I'm eating a sandwich.



## Lesson Three Song

1 Listen, point, and repeat.  62 



2 Listen and sing.  63

3 Sing and do.

### The beach

We're playing at the beach.  
We're sitting in the sun.  
We're playing at the beach.  
We're having fun!  
Sister is running very fast.  
The dog is swimming in the sea.  
Mom and Dad aren't going on a boat.  
They're surfing with my brother and me.  
We're playing at the beach.



4 Look at the picture. Write. 

Two boys are playing with a ball. A dog is swimming ...

## Lesson Four Phonics

1 Listen, point, and repeat. 64



2 Listen and chant. 65



3 Read the chant again. Say the words with *w* and *x*. Write.

4 Listen and complete the words. 66

<b>W</b>	<b>X</b>	1 bo _x_	2 _eb
3 si _	4 _alk	5 fo _	



## Lesson Five

## Skills Time!

### Reading

1 Look at the picture. What can you do at Phan Thiet beach?

2 Listen and read.  07

Hi Minh,

I'm in Phan Thiet. There is a beautiful beach with white sand. I'm sitting on the beach, and I'm collecting shells.

Dad is swimming and Mom is snorkeling.

There are also seafood restaurants.

My cousins are playing on the sand.


We're having lots of fun.

I hope you like my postcard.

See you soon!

Quang



3 Read again and write. 

1. I'm collecting shells .
2. Mom is \_\_\_\_\_ and Dad is \_\_\_\_\_ .
3. There are \_\_\_\_\_ restaurants.
4. My cousins are \_\_\_\_\_ on the sand.

4 Where do you go on vacation? Why do you like it?

## Skills Time!

## Lesson Six

## Listening

1 Listen and write the numbers.  

## Speaking

2 Look at the words in the box. Ask and answer.

snorkeling    swimming    surfing    collecting shells  
going on a boat    eating seafood    playing with a ball

What are you doing?


We're snorkeling.

3 Draw a picture of you and your family at the beach. What are they doing?

## Writing: A postcard

4 Number the sentences in order. 


- a. I'm having fun at the beach.
- b. Dear Binh,
- c. See you soon!
- d. Tuan Anh
- e. I'm collecting shells and sitting on the sand. My parents are swimming.
- f. The beach is beautiful.

5 You are on vacation. Write a postcard to a friend. Look at page 42 to help you. 



## 6 Funny monkeys!

### Lesson One Words

1 Listen, point, and repeat.  69

2 Listen and chant.  70



penguin



zebra



kangaroo



camel




lizard



crocodile

3 Listen and read.  71

1



**Amy** I love the zoo. I like the penguins and the kangaroos.

**Holly** Max! Are you watching the monkeys?

**Max** Yes, I am. They're funny!

2



**Holly** Max, look at the crocodiles!

**Max** Wait! We're watching these funny monkeys.

**Amy** Look! That monkey is taking your sandwich!

**Leo** That's my sandwich!

3




**Holly** Max, what are they doing?

**Max** They're taking my book!

**Amy** And my bag!

4



**Leo** Come here, Holly.

**Amy** Look! The monkeys are giving our things to Holly.

**Max** They like you!

1 Listen to the story and repeat. (1) 21

2 Listen and say. (1) 72

### Let's learn!

Are you reading?

Yes, I am. / No, I'm not.

Is he sleeping?

Yes, he is. / No, he isn't.

What is she eating?

She's eating a sandwich.

What are they doing?

They're watching the monkeys.



3 Read and circle a or b.



1 Is he reading?

- a. Yes, he is.  
b. No, he isn't.



3 Are they climbing a tree?

- a. Yes, they are.  
b. No, they aren't.



2 Are they playing chess?

- a. Yes, they are.  
b. No, they aren't.



4 Is Mom shopping?

- a. Yes, she is.  
b. No, she isn't.

4 Look again and write.

1. What is he doing? He's writing.
2. \_\_\_\_\_ playing? \_\_\_\_\_ playing chess.
3. \_\_\_\_\_ doing? \_\_\_\_\_ playing with a ball.
4. \_\_\_\_\_ doing? \_\_\_\_\_ cooking.

### Let's talk!



## Lesson Three Song

1 What are they doing? Ask and answer. 🗣️



wear a hat



write in a notebook



eat a sandwich



take a photo



2 Write about the girls. 📝

Thanh and Kim are taking photos. Mai and Ly are ...

3 Listen and sing. 🎧 73

4 Sing and do.

### Are the monkeys climbing?



Are the monkeys climbing?

Yes, they are.

Are the zebras running?

Yes, they are.

Are the tigers walking?

Yes, they are.

Are the parrots talking?

Yes, they are.

Are the penguins swimming?

Yes, they are.

Are the parrots flying?


Yes, they are.

Are the lizards eating?

Are the lions sleeping?

Are the penguins swimming?

Yes, they are.




## Lesson Four Phonics


1 Listen, point, and repeat. 🎧 74



2 Listen and chant. 🎧 75




I can see a yogurt.  
I can see the zoo.  
I can see a yo-yo in the yogurt.  
The zebra is in the zoo.




3 Read the chant again. Say the words with **y** and **z**. Write. 📝

4 Listen and complete the words. 🎧 76


**y z**

1 


\_\_o\_\_-\_\_o\_\_

2 


\_\_ebra

3 

\_\_ogurt

4 


\_\_oo

5 

\_\_ero

Let's talk!


Thinking a yellow yo-yo.




## Lesson Five

## Skills Time!

### Reading

- 1 Look at the picture. Where are the children? What animals do you see?
- 2 Listen and read.  27



On Wednesday, there is a school trip to the zoo.  
There are lizards, kangaroos, and crocodiles.  
There are also monkeys.  
Bring your lunchbox and a drink.  
Wear your sun hat.

**Rules**

1. The crocodiles are swimming. Don't touch the water!
2. The monkeys are eating. Don't open your lunchbox!
3. The lizards are sleeping. Be quiet!
4. Listen to the zookeeper!

### 3 Read again and write.



1. The school trip is on Wednesday .
2. The trip is to a \_\_\_\_\_ .
3. There are lizards, \_\_\_\_\_ , and crocodiles.
4. Bring a \_\_\_\_\_ .
5. Wear a \_\_\_\_\_ .

### 4 Where do you go on school trips?

## Skills Time!

## Lesson Six

## Listening

1 Listen and put the pictures in the correct order. Write.  78 



## Speaking

2 Look at the pictures. Ask and answer. climb eat sleep watch run

Is the monkey eating in Picture a? No, it isn't.

What's it doing? It's climbing.

3 Mime an activity for your friend to guess.

Are you sleeping? Yes, I am.

## Writing: A poster

4 Choose the best sentences for a poster. 

1. a There is a school trip on Wednesday.  
b On Wednesday, there is a school trip to the zoo and there are lots of animals.
2. a Bring your lunchbox and a drink.  
b It is good to bring a lunchbox with noodles or a sandwich or ice cream and a drink of bubble tea or water or juice.
3. a At the zoo, wear a sun hat or a jacket and bring an umbrella.  
b Wear your sun hat.

5 Make a poster about a school trip. Look at page 48 to help you. 



## Review 2

### 1 Listen and write the numbers.



### 2 Read and write T (true) or F (false).

#### Linh's summer vacation

Look at my vacation photos. This is me and my family on the beach. My sister is collecting shells. My dad is surfing. He's very good. My brother, Nam is swimming in the water. My mom is snorkeling. This is me with my best friend. We're playing with a ball. We're not going on a boat. We're having fun on the beach.



- Linh's sister is swimming.
- Linh's mom isn't collecting shells.
- Nam is snorkeling.
- Linh's dad is surfing.
- Linh and her friend aren't playing on the beach.
- They're having fun.

F

\_\_\_\_\_  
\_\_\_\_\_  
\_\_\_\_\_  
\_\_\_\_\_  
\_\_\_\_\_

### 3 Look and write.



1. math \_\_\_\_\_



2. P. \_\_\_\_\_



3. V. \_\_\_\_\_



4. E. \_\_\_\_\_



5. a \_\_\_\_\_



6. \_\_\_\_\_  
r \_\_\_\_\_



7. a \_\_\_\_\_  
r \_\_\_\_\_



8. s \_\_\_\_\_  
y \_\_\_\_\_

### 4 Look, ask, and answer.



### 5 Look and write.

The monkeys are playing with a ball.

### 6 Match the words with the same sound.

- |           |           |
|-----------|-----------|
| 1. fox    | a. web    |
| 2. window | b. crayon |
| 3. crab   | c. zebra  |
| 4. zoo    | d. box    |

## Fluency Time! ②

### Lesson One Everyday English

#### 1 Listen. Read and say. 80



1  
Elly: We have science after break.  
Kate: Good. I like science. James likes English.  
Elly: I like English, but my favorite subject is art.  
Kate: I don't like art.



2  
Kate: I can hear the bell.  
Elly: Come on, it's time to go to science class.  
Kate: Do you have your pencil case?  
Elly: Yes, I do. Let's go!

#### 2 Listen and write. 81 Tomorrow No free Let's Wednesdays

1 Are you **free** after school today? \_\_\_\_\_, sorry, I'm not free. I have piano class on \_\_\_\_\_.

2 \_\_\_\_\_, sorry, I'm not free. I have piano class on \_\_\_\_\_.

3 How about \_\_\_\_\_? Yes, I'm free. \_\_\_\_\_ go to the playground.

#### 3 Look at the words. Ask and answer.

swimming playing badminton playing chess reading comics fishing sleeping

Hi, Hung. It's Chi.

Hi, Chi!

Is Nam there?

No, he's swimming. He can call you later.

OK. Thank you, Hung. Bye!

Bye, Chi!

## Lesson Two CLIL: Science

### 1 Listen, point, and repeat. 82



float



sink



air



light



heavy

### 2 Listen and read. 83

## Does it float or sink?

Some objects float to the top of water.

Some objects sink to the bottom. Why?

**Is the object light?** The toy ducks have air inside. They are light. The toy ducks float on the top of the water.

**Is the object heavy?** Stones don't have air inside. They are heavy. The stones sink to the bottom of the water.



### 3 Read and write *a* or *b*.



1. Why does it float?

- There is air inside.
- There is water inside.

2. Why does it sink?

- It is light.
- It is heavy.



### 4 **Think!** Which objects are light and float? Which objects are heavy and sink? Make a poster.

### 5 Look and color.

My work in Units 4–6 & Fluency Time! 2 is



OK



Good



Excellent

## 7 It isn't cold today!

### Lesson One Words

1 Listen, point, and repeat. 84

2 Listen and chant. 85



3 Listen and read. 85



1 Listen to the story and repeat. 26

2 Listen and say. 87

### Let's learn!



What's the weather like?  
It's windy.



Don't put on your coat.  
Why?  
Because it's hot.  
Don't put on your coat  
because it's hot.



Wear a sun hat.  
Why?  
Because it's sunny.  
Wear a sun hat  
because it's sunny.



Let's go home.  
Why?  
Because it's rainy.  
Let's go home  
because it's rainy.

3 Look and say.

Take an umbrella because it's rainy.



4 Look and write.

window/hot    coat/sunny    window/rainy    hat/cold



1. Open the window  
because it's hot.

2. Don't \_\_\_\_\_.

3. \_\_\_\_\_.

4. \_\_\_\_\_.

### Let's talk!

What's the weather like?





## Lesson Three Song

### 1 Listen, point, and repeat. 88



fly a kite



make a snowman



go outside

### 2 Listen and sing. 89

### 3 Sing and do

**What's the weather like today?**

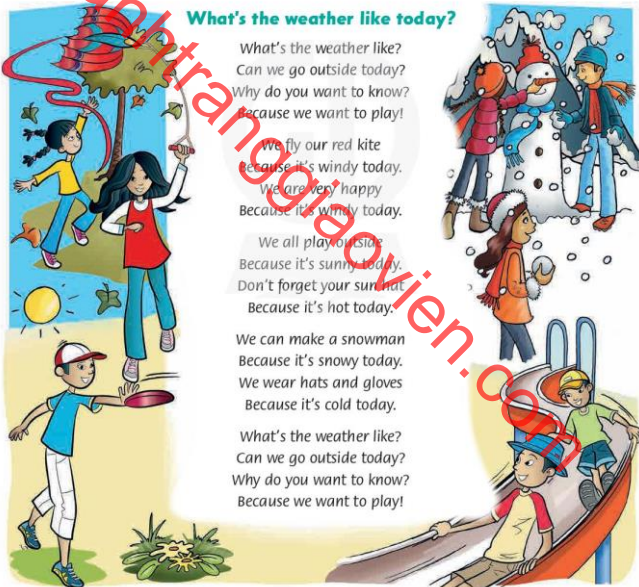
What's the weather like?  
Can we go outside today?  
Why do you want to know?  
Because we want to play!

We fly our red kite  
because it's windy today.  
We are very happy  
Because it's windy today.

We all play outside  
Because it's sunny today.  
Don't forget your sun hat  
Because it's hot today.


We can make a snowman  
Because it's snowy today.  
We wear hats and gloves  
Because it's cold today.

What's the weather like?  
Can we go outside today?  
Why do you want to know?  
Because we want to play!

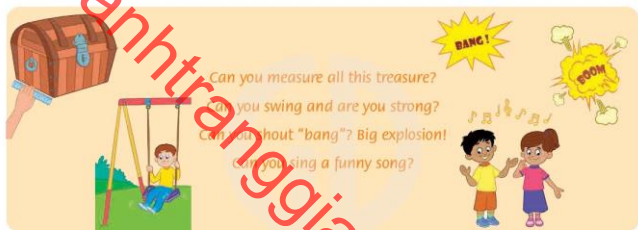


## Lesson Four Phonics

1 Listen, point, and repeat. 90



2 Listen and chant. 91



3 Read the chant again. Say the words with *-ng*, *-sion* and *-sure*. Write.

4 Listen and complete the words. 92

sion      sure      ng



measure



ri \_



lo \_



explo \_



ba \_



trea \_



## Lesson Five

## Skills Time!

### Reading

- 1 Look at the pictures. What is the weather like?
- 2 Listen and read.  93

### Here is the weather ...





Here is the weather at breakfast time. This morning, it's very cold. Put on your hat and scarf because it's very cold.





Here is the weather at lunchtime. Now it isn't wet. Put on your sun hat because it's sunny and hot.

Good afternoon. Don't put on your hat because it's very windy. It's a good time to fly a kite.



Here is the weather at dinnertime. Put on your raincoat because it's rainy. Don't get wet!

### 3 Read again. Match.

- |                                    |                                     |
|------------------------------------|-------------------------------------|
| 1. Put on a scarf. <u> b </u>      | 3. Put on a sun hat. <u>     </u>   |
| 2. Put on a raincoat. <u>     </u> | 4. Don't put on a hat. <u>     </u> |



### 4 What's your favorite weather? Why?

#### Listening

1 Listen and circle *a* or *b*.  9%


Here is the weather ... 

1. Monday	2. Wednesday	3. Friday	4. Sunday
 	 	 	 


#### Speaking

2 Point, ask, and answer.

Don't wear a hat on Monday. Why? Because it's windy.

 Monday	 Tuesday	 Wednesday	 Thursday	 Friday
---	--	--	---	---

#### Writing: A weather report


3 Complete the sentences. 

gloves   water   kite

Drink a lot of \_\_\_\_\_ because it's hot today.

Put on your \_\_\_\_\_ because it's cold today.

Fly a \_\_\_\_\_ because it's windy today.

4 Write a weather report for today. Look at page 58 to help you. 

Put on your raincoat because it's rainy today.

## 8 Let's buy presents!

### Lesson One Words

1 Listen, point, and repeat. (A) 95

2 Listen and chant. (A) 96



candle



balloon




present



candle

3 Listen and read. (A) 97



1 Listen to the story and repeat. 🎧 97

2 Listen and say. 🎧 98

### Let's learn!

We like balloons.



Do they like balloons?  
Yes, they do.

We don't like birthday cake.



Do they like birthday cake?  
No, they don't.



He likes this candy because it's red.  
He doesn't like blue candy.

What do they like? They like balloons.

3 Look, ask, and answer. 🗣️ Do they like candy? Yes, they do.



4 Look again and write. 📝

doesn't like it's delicious don't like it's a new toy

- They like candy because it's delicious.
- He \_\_\_\_\_ balloons because they pop.
- She likes the present because \_\_\_\_\_.
- They \_\_\_\_\_ the cake because there is jelly inside.

### Let's talk! 🗣️





## Lesson Three Song

### 1 Listen, point, and repeat. 99



neighbor



invite



gift card



chocolate

### 2 Listen and sing. 100

### 3 Sing and do.

#### The party


It's our neighbor's birthday today,  
With candy, balloons, and cake.  
We have an invite to his party.  
But what present can we take?

He doesn't like flowers or chocolate.  
What does he like? Let's see.  
I know, he likes music.  
Let's buy a gift card from you and me.

What present can we take?  
What present can we take?



## Lesson Four Phonics


1 Listen, point, and repeat.  101

father	brother	this	that	three	throw
					

2 Listen and chant.  102

There are three people in this picture.  
Who is this and who is that?  
He's my father, she's my mother.  
He's my brother, that's the cat.



3 Read the chant again. Say the words with *th*. Write. 

4 Write the missing letters. Then say the word.

ath thi th th tha thr



father



\_\_ow



\_\_s



\_\_t



bro\_\_er



\_\_ree

Let's talk! 

The weather is sunny today.



## Lesson Five

## Skills Time!

### Reading

- 1 Look at the pictures. What is the card for?
- 2 Listen and read.  103

### Make a thank-you card!

<p>1 Cut a square of card. Fold it in half.</p> 	<p>2 Think about a friend's party.</p> 	<p>3 Draw and color a picture on the front of the card.</p> 
<p>4 Open the card. Draw a picture of you.</p> 	<p>5 Write in the card, <i>Dear (friend's name), Thank you for the party and the cake.</i> Then write your name.</p> 	<p>6 Give the card to your friend.</p> 

- 3 Read again and put the sentences in the correct order. 

- a. Open the card. \_\_\_\_
- b. Draw a picture on the front of the card. 1
- c. Give the card to your friend. \_\_\_\_
- d. Write in the card. \_\_\_\_
- e. Draw a picture of you. \_\_\_\_

- 4 Do you like cards and presents? Why?

## Skills Time!

### Lesson Six

#### Listening

1 Listen and match.  1:04 



Trung



Linh



Vinh



Kim



#### Speaking

2 Point, ask, and answer.

sports rainbows ice cream animals

What does Trung like?

He likes animals because they're fun.

3 Ask and answer with a friend.

What do you like?

I like rainbows because I like many colors.

Me too.

#### Writing: A thank-you card

4 Draw and write a thank-you card for a family member. Look at the example to help you. 

Dear Dad,  
Thank you for everything you do. Here's a picture  
of a car. I know you like cars because they're fast.  
Love,  
Quang



## 9

## What time is it?

### Lesson One Words

1 Listen, point, and repeat. 105

2 Listen and chant. 106



get up



have breakfast



go to school



go home



have dinner



go to bed

3 Listen and read. 107

1 Let's listen to music.

Sorry, we can't. My dad's asleep.

2 He's a doctor. He works at night. He goes to bed in the morning.

Wow! In my house, we go to bed at night.

3

We get up at seven o'clock in the morning, but Dad gets up at seven o'clock in the evening.

4 Hello, girls. What time is it?

It's seven o'clock.

5 Can we listen to music now?

No. My brother has dinner at seven o'clock. Then he goes to bed.

6 Girls, put on these headphones.

We can listen to music now. Thanks, Mom!

1 Listen to the story and repeat. 🎧 107

2 Listen and say. 🎧 108

Let's learn!



What time is it?  
It's seven o'clock.

We get up at seven o'clock in the morning.



What time do you have lunch?  
I have lunch at one o'clock in the afternoon.



What time does he go to bed?  
He goes to bed at nine o'clock in the evening.

3 Look and say. 🗨️

What time is it?

It's five o'clock in the morning.

1



2



3



4



4 Write. 📅



He gets up  
at six o'clock in  
the morning.



He \_\_\_\_\_  
\_\_\_\_\_ at seven o'clock.



They \_\_\_\_\_  
\_\_\_\_\_ at eight o'clock.

Let's talk! 🗨️

What time  
is it?  
It's eleven  
o'clock.





## Lesson Three Song

### 1 Listen, point, and repeat. 109



2:15  
two fifteen



2:30  
two thirty



2:45  
two forty-five

### 2 Listen and sing. 110

### 3 Sing and do.

#### What time is it?



What time is it?  
It's three o'clock.  
What time is it?  
It's three o'clock.

There's a train, there's a train  
On Platform A.



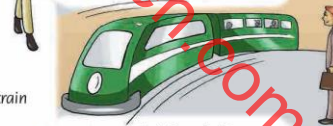
What time is it?  
It's three fifteen.  
What time is it?  
It's three fifteen.

There's a train, there's a train  
On Platform B.



What time is it?  
It's three thirty.  
What time is it?  
It's three thirty.

There's a train, there's a train  
On Platform C.




What time is it?  
It's three forty-five.  
What time is it?  
It's three forty-five.

There's a train, there's a train  
On Platform D.



## Lesson Four Phonics

1 Listen, point, and repeat.  111

u\_e

flute



ew

new



ou

you



oo

foot




2 Listen and chant.  112

Look! It's June and  
It's my birthday!  
I have a few books and  
A new flute.  
Would you like to come  
To my party?  
There's cake, balloons,  
And a lot of fruit!



3 Read the chant again. Say the words with u\_e, ew, ou, and oo. Write. 

4 Look, match, and say. 

cube

few

soup

new

tube

look

book

you

Let's talk!


I have a  
new flute.




## Lesson Five

## Skills Time!

### Reading

- 1 Look at the pictures. Say what the girl and her mom do.
- 2 Listen and read.  113

My name's Linh. This is my day.




And this is my mom's day.


  

### My day


In the morning, I get up at six o'clock.



I have breakfast. Then I take my school bag. I walk to school at seven o'clock.




I go home at four fifteen.




### My mom's day

My mom's a doctor. She goes to work at six forty-five in the morning.



She goes home at six thirty in the evening. We cook dinner and we eat together.



- 3 Read again and write T (true) or F (false). 

1. Linh gets up at six o'clock in the morning.  T
2. She walks to school at seven o'clock in the morning.
3. Linh's mom goes to work at six forty-five in the morning.
4. Linh's mom goes home at four thirty in the afternoon.
5. Linh and her mom have dinner together.

#### Listening

1 Listen and match.  114 



This is my dad's day.



#### Speaking

2 Look and say.

have breakfast    have dinner  
go to bed        go to work


It's eight o'clock.

He ...

3 Talk about your family's day.

We get up at six o'clock in the morning.

#### Writing: My day

4 Write about activities in your day. You can start with the example. 

My day

I get up at six in the morning.

## Review 3

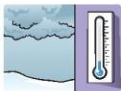
### 1 Look and write.



1. wonsy  
snow



2. oht



3. locd



4. diwyn



5. unsny



6. aniry

### 2 Listen and circle. What do they like?

- Duc                      cake / candy
- Nhan                     candles / balloons
- Hoa                        candy / chocolate
- Huy                        gift card / present

### 3 Read and draw the times.

My name's Lily. I get up at six o'clock in the morning. I have breakfast at seven o'clock with my mom and my brother. I have eggs, but my brother doesn't like them. He has fruit. We go to school at 7:45. We have lunch at 12:15. I have noodles. I go home at 4:30. We have dinner together at six o'clock. I go to bed at nine o'clock.

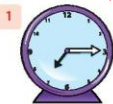


## 4 Read again and write T (true) or F (false).

- Lily gets up at seven o'clock. F
- She has breakfast with her dad.
- She has eggs for breakfast.
- She goes to school at 7:25.
- She has noodles for lunch.
- She goes to bed at nine o'clock.

## 5 Look and say.

He gets up at ...



## 6 What do you do in a day? Write 20–30 words.

I get up at six fifteen. I have breakfast with my ...

## 7 Write.

sure    ou    ng    oo    th    sion

- fea\_\_\_\_\_er
- ri\_\_\_\_\_
- explo\_\_\_\_\_
- s\_\_\_\_\_p
- trea\_\_\_\_\_
- f\_\_\_\_\_t



## Fluency Time! ③

### Lesson One Everyday English

#### 1 Listen. Read and say. ④ 116

1

Kate, wear your sun hat because it's hot and sunny today.

Kate: Yes, Mom.

2

Kate:	Oh! It's 8:15. Sorry, Mrs. Smith.
Mrs. Smith:	Take off your sun hat, please.
Kate:	My sun hat? Why?
Mrs. Smith:	Because we don't wear hats in school.

#### 2 Listen and circle the answer. ④ 117

- James is **making** / **eating** dinner with Dad.
- Kate is **hungry** / **angry**.
- Kate takes off her shoes / **hat**.



#### 3 Look at the words. Ask and answer. ④

Quang Ninh Da Nang  
Ho Chi Minh City

Ha Long Bay seafood  
Ba Na Hills mi Quang  
Ben Thanh Market street food

Where are you?

I'm in Quang Ninh.

What's the weather like?

It's cold.

What are you doing in Quang Ninh?

I'm visiting Ha Long Bay and I'm eating seafood.

## Lesson Two CLIL: Math

### 1 Listen, point, and repeat. 118



survey



bar chart



row



column

### 2 Listen and read. 119

#### Using a bar chart for a survey

**1** Choose a question for your survey. For example, *What time do you go to bed?* Draw a table on paper. Write bedtimes for the rows and your friends' names for the columns.



**2** Ask your friends 'When do you go to bed?' Check (✓) the time on the table.

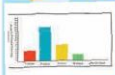
When do you go to bed?



At 8 o'clock.

**4** The bar chart clearly shows how many children go to bed at each time.

Many children go to bed at 8 o'clock.



**3** Look at the information from your survey. Draw a bar chart with the information. Use different colors for each column.

### 3 Read again and write. bar chart check information columns table

1. Draw a table on paper with rows and \_\_\_\_\_.
  2. Ask your friends and \_\_\_\_\_ the times on the table.
  3. Make a \_\_\_\_\_ with a different color for each column.
  4. The bar chart shows the \_\_\_\_\_ about bedtimes.
- 4 Think!** Do the bedtimes survey in 2 and make your bar chart.

### 5 Look and color.

#### My work in Units 7–9 & Fluency Time! 3 is



OK



Good



Excellent

## 10 Do they like fishing?

### Lesson One Words

1 Listen, point, and repeat. 120

2 Listen and chant. 121



3 Listen and read. 122

1

**Amy** I have a lot of fish! Do you like fishing, Max?  
**Max** No, I don't. I don't like fishing, but I like reading.  
**Amy** Fishing is easy. You can read your book or play chess.  
**Max** OK.

2

**Max** I have a fish!  
**Leo** Wow! It's a big fish!  
**Max** Help!

3

**Leo** Do they like fishing?  
**Amy** Yes, they do. That's a great fish, Max!  
 We like eating fish.

4

**Leo** We don't like waiting.  
 It's time to play basketball.  
**Holly** I think Max likes fishing now!

1 Listen to the story and repeat. 122

2 Listen and say. 123

### Let's learn!

He <b>likes</b> reading comics.	He <b>doesn't like</b> fishing.
They <b>like</b> playing basketball.	They <b>don't like</b> fishing.
<b>Do you like</b> playing chess?	<b>Yes, I do.</b>
<b>Does he like</b> playing chess?	<b>No, he doesn't.</b>
<b>Do they like</b> playing badminton?	<b>Yes, they do.</b>

I like fishing. Do you like fishing?



We like playing chess, **but** we don't like playing volleyball.

3 Look, read, and write T (true) or F (false).



- The girl likes reading comics. T
- Dad doesn't like taking photos.
- The boys don't like playing basketball.
- Mom likes painting.

4 Write.



Does he like playing chess?

Yes, he does.



Yes, they do.



Do you like fishing?


















Yes, he does.

Let's talk!



## Lesson Three Song

1 Choose a pair. Ask and answer. 

	 Alex and Lee	 Trung and Max	 Nam and Phong
			
			
			

Do Alex and Lee like playing chess?

No, they don't. They like reading comics.

2 Write about a pair. 

Alex and Lee don't like playing chess, but they like reading comics. They ...

3 Listen and sing.  124

4 Sing and do.

### I'm happy it's the weekend!


Dad likes playing basketball.  
He also likes playing chess.  
Mom likes playing tennis,  
But I like fishing best!

I'm happy it's the weekend.  
Hip, hip, hip, hurray!  
My family loves the weekend.  
We have fun all day!

Mom likes drawing pictures,  
And I like drawing, too.  
Dad likes taking photos,  
So we have lots to do!




## Lesson Four Phonics

1 Listen, point, and repeat.  125



2 Listen and chant.  126



3 Read the chant again. Say the words with *ar* and *or*. Write. 

4 Listen and write the missing letters. Match.  127  



1. star
2. c \_ \_ n
3. f \_ \_ ty
4. sc \_ \_ f
5. h \_ \_ n
6. p \_ \_ k

40






## Lesson Five


## Skills Time!

## Reading

- 1 Look at the profiles. Where are the children from?
- 2 Listen and read.  128

www.penpalsfromaroundtheworld.com

Friends	Pen pals	Family	Pets
<p>Hi! My name's <b>Hoang</b>. I'm from Viet Nam. I like playing the guitar. I don't like reading comics. Email me at <a href="mailto:hoang@mailme.com">hoang@mailme.com</a>.</p> 	<p>Hello! I'm <b>Eun-sol</b>. I'm eight, and I'm from South Korea. I like playing chess and visiting family. <a href="mailto:eunsol@mailine.com">eunsol@mailine.com</a></p> 	<p>Hi! My name's <b>Mon</b>. I'm from Thailand. I don't like playing badminton, but I like playing soccer. <a href="mailto:mon10@quickmail.com">mon10@quickmail.com</a></p> 	

3 Read again and write Yes or No. 

1. Does Hoang like playing the guitar? Yes
2. Does Hoang like reading comics?
3. Does Eun-sol like playing chess?
4. Does Eun-sol like visiting family?
5. Does Mon like playing badminton?
6. Does Mon like playing soccer?

## 4 What activities do you and your friends like doing in your free time?

We like ...

## Skills Time!

## Lesson Six

## Listening

1 Listen and match. What do they like?  1:29 

## Speaking

2 Ask and answer.



**Quang likes ...**  
reading comics  
playing basketball  
playing badminton



**Lan likes ...**  
fishing  
playing volleyball  
playing the guitar



**Vinh likes ...**  
playing chess  
playing the piano  
fishing



**Hoa likes ...**  
playing volleyball  
reading comics  
playing badminton

I want a pen pal.

I like fishing.


What do you like doing?

Write an email to Lan or Vinh. They like fishing.

3 Talk about your family.

We like playing badminton. My sister likes playing the guitar.

## Writing: An online pen pal profile

4 Complete the sentences. 

eight   playing   name's   fishing

Hi! My \_\_\_\_\_ Chaya. I'm \_\_\_\_\_, and I'm from Cambodia. I like \_\_\_\_\_,  
but I don't like \_\_\_\_\_ volleyball. Email me at chaya@mailme.com. Write soon!

5 Write your online pen pal profile. Use the example to help you. 

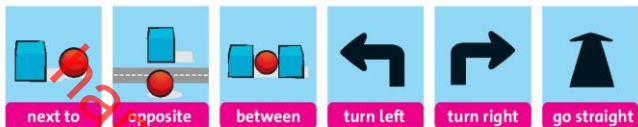
## 11

## How do we get to the hospital?



### Lesson One Words

1 Listen, point, and repeat. 130

2 Listen and chant. 131



3 Listen and read. 132



1 Listen to the story and repeat. 🎧 132

2 Listen and repeat. 🎧 133

### Let's learn!

How do we get to the hospital?

Turn left. ↶ Go straight at the traffic lights. ↑

Turn right here. ↷

It's opposite the school. ■||●

It's between the book store and the library. ■●■

It's next to the library. ■●

Turn left at the traffic lights.  
It's near the park.



3 Complete the sentences.

1. ↶ Turn left at the hospital.
2. ↑ Go \_\_\_\_\_ at the traffic lights.
3. ↷ Turn \_\_\_\_\_ at the school.
4. ■||● It's \_\_\_\_\_ the library.
5. ■● It's \_\_\_\_\_ the park.

4 Look at the picture below and write directions to the park.

1. Go straight.
2. Turn \_\_\_\_\_ at the traffic lights.
3. Now you are \_\_\_\_\_ the school.
4. Turn \_\_\_\_\_ and go straight.
5. It's \_\_\_\_\_ the river.



### Let's talk!

Turn left. It's  
between the  
museum and  
the park.



## Lesson Three Song

### 1 Listen, point, and repeat.



train station



bus station



supermarket

### 2 Listen and sing. 134

### 3 Sing and do.

#### How do we get to the station?

How do we get to the station?

It's getting very late.

Where is the train station?

The train doesn't wait.

Turn right at the library.

You're getting very near.

It's opposite the book store.

The train station is here!

How do we get to the station?

It's getting very late.

Where is the bus station?

The bus doesn't wait.

Turn left at the hospital.

You're getting very near.

It's next to the supermarket.

The bus station is here!



## Lesson Four Phonics

1 Listen, point, and repeat. 135



2 Listen and chant. 136



3 Read the chant again. Say the words with *er*, *ir*, and *ur*. Write.


4 Listen and complete the words with *er*, *ir*, or *ur*.



nurse



skirt



fern



purse



shirt



germs

Let's talk!

My mom  
is a nurse.






## Lesson Five

## Skills Time!

## Reading

1 Listen and read the invite. Who is having a party?  138

Dear *Phuong*,

Please come to my birthday party.

Date: *March 21*

Time: *3 o'clock until 5:45*

Place: *My house, Number 8, Lane 12, Xuan Dieu Street, Da Nang*

Directions from school: *Turn left at the school. Go straight to the traffic lights next to the park. Turn left, and walk to the library.*

*Turn left at the supermarket. Go straight. My house is opposite the police station.*

Please reply soon!

From *Vinh*



Dear *Vinh*,

Thank you for the invite.

I can come / can't come to your party.

From *Phuong*

2 Read again and write T (true) or F (false). 


- Vinh is having a party. T
- The party is on March 22.
- The party is at a café.
- Turn right at the school.
- Vinh's house is opposite the police station.

3 Give directions to your house from school. 

## Skills Time!

## Lesson Six

## Listening

- 1 Listen and point to the route. Where is Leo going?  139
- 2 Listen again and trace the route to Leo's school with your finger.



## Speaking

- 3 Give directions to a visitor at your school. Start in front of the school.

go upstairs / downstairs    near    turn left / right  
go straight    between    next to    opposite

1. your classroom    3. schoolyard  
2. the library    4. teachers' room



Where's class 4B?

Go straight. Go upstairs. Then turn right, please. It's next to the library.

- 4 Choose a place at school and give directions to a friend.

Where am I? First, you go downstairs ...

You're in ...

## Writing: A party invite

- 5 Write a party invite to a friend. Give directions. Look at page 86 to help you. 


Please come to my party.

- 6 Underline the directions in your invite. 

## 12

## A smart baby!

### Lesson One Words


1 Listen, point and repeat.  140

2 Listen and chant.  141



3 Listen and read.  142

1




**Holly** Look Amy! We have some old photos. Look at the people. They were young.  
**Max** Wow! Dad was handsome!  
**Dad** Hey! I'm still handsome now!

2




**Holly** Look at Grandma. She was young.  
**Amy** Wow! Grandma was pretty!  
**Grandpa** I think Grandma is still pretty.

3



**Max** Look at this photo of Grandpa.  
**Leo** Wow! His hair was black. It wasn't white.  
**Grandpa** Yes, my hair is white now.  
**Amy** Everyone was different.

4



**Holly** Here's Max. He was a cute baby.  
**Amy** A book! Max was a smart baby.  
**Max** We weren't all different, you know!

1 Listen to the story and repeat. 🎧 142

2 Listen and say. 🎧 143

### Let's learn!

I / He / She / It

He **was** handsome then.

His hair **wasn't** white.

You / We / They

They **were** very young.


We **weren't** all different.

This is you, Amy.  
You were a baby.



3 Read and circle. ✎

1. They were / weren't at the park yesterday.
2. It was / wasn't rainy.
3. The sea was / wasn't cold.
4. The children were / weren't hungry.
5. The sandwiches were / weren't small.



4 Look and write. 📅



They were at a café yesterday. They \_\_\_\_\_ at school.



They \_\_\_\_\_ at a party last weekend. They \_\_\_\_\_ at home.



Nam \_\_\_\_\_ at guitar class last night. He \_\_\_\_\_ at piano class.



We \_\_\_\_\_ at the zoo. We \_\_\_\_\_ at the park.

## Lesson Three Song


### 1 Listen, point, and repeat. 144



neat



messy



floor

### 2 Listen and sing. 145

### 3 Sing and do.

#### The house was so messy!



Hello, Mom!  
The party was fun.  
Everyone was happy.  
Each and every one.



But after the party,  
Balloons were on the door.  
Food was on the table,  
And cards were on the floor.



The house was so messy,  
But here is your surprise ...  
Open the door,  
And open your eyes!




The food is in the kitchen.  
The house is very neat.  
There is no more work to do,  
So come and take a seat.



Thank you!

## Lesson Four Phonics

1 Listen, point, and repeat.  146



2 Listen and chant.  147



3 Read the chant again. Say the words with ea, ee, sl, and sp. Write. 

4 Circle the missing letters. Write. 



ea ee sp sl  
slleep



ea ee sp sl  
\_\_t



ea ee sp sl  
\_\_oon



ea ee sp sl  
gr\_\_n



Unit 12 **91**



## Lesson Five

## Skills Time!

## Reading

- 1 Look at the pictures. What are the children wearing?
- 2 Listen and read.  148

## Our school play

by Pham Thi Xuan

This year, our school play was *Little Red Riding Hood*.

The play was on Thursday.

I was the girl. Nam was the wolf and Mai was the grandma.

My costume was a red coat with a hood.

The play was fun.

We like acting stories in English. Thank you to our English teacher, Mrs. Chi, for her hard work.



- 3 Read again and write *T* (true) or *F* (false). 

1. The play was on Tuesday. F
2. Nam was the wolf in the play.
3. Xuan's costume was blue.
4. The children like acting stories in English.
5. Mrs. Chi is the art teacher.

- 4 What plays do you know?

## Skills Time!

### Lesson Six

#### Listening

1 Listen and write T (true) or F (false).  149 



#### Speaking

2 Look and say.  lion birds giraffes fish orange blue and yellow green and purple brown

Look at Lan. She was a lion. Her costume was orange.



Lan



Mai and Minh



Linh and Giang




Nam

3 Talk about where you were yesterday.  I was at the park. I wasn't at home.

#### Writing: An article for your English corner

4 Write an article about where you were last weekend.

You can start with the example. 

Last Saturday, I was at soccer class with my friends. It was at the park.  
It was fun.

Last Sunday, ...

## Review 4

### 1 Listen and match. 1:50

- |            |   |
|------------|---|
| 1. museum  | a. Go straight. It's next to the book store.                  |
| 2. school  | b. Turn left. It's opposite the supermarket.                  |
| 3. library | c. Turn right. It's between the school and the train station. |
| 4. park    | d. It's near the police station, opposite the hospital.       |

### 2 Write.

- They were old. They \_\_\_\_\_ young.
- He was sad. He \_\_\_\_\_ happy.
- I wasn't a monkey in the play. I \_\_\_\_\_ a kangaroo.
- There weren't cakes, but there \_\_\_\_\_ balloons.

### 3 Read the text and circle the correct words.

My name is Mai. I like looking at old photos. Here are some <sup>1</sup> \_\_\_\_\_ photos of my family. This is a photo of my brother when he <sup>2</sup> \_\_\_\_\_ a baby. He was very <sup>3</sup> \_\_\_\_\_. He was a happy <sup>4</sup> \_\_\_\_\_. And here are my parents when they were young. My dad was handsome and my mom was <sup>5</sup> \_\_\_\_\_. They <sup>6</sup> \_\_\_\_\_ police officers in this photo. They were 18 years old and they <sup>7</sup> \_\_\_\_\_ students. And here is me. I was three years old here. I was very shy.

- |             |        |          |
|-------------|--------|----------|
| 1. old      | new    | small    |
| 2. is       | was    | were     |
| 3. handsome | old    | cute     |
| 4. girl     | baby   | man      |
| 5. pretty   | cute   | handsome |
| 6. aren't   | wasn't | weren't  |
| 7. was      | were   | are      |



#### 4 Read and write T (true) or F (false).

This is my grandma. Her name is Nga. When my grandma was a little girl, she was young and cute. Her hair was long and black. Her face was round and pretty. Her eyes were brown and bright. Now my grandma is seventy years old. Her hair is short and grey but she is still pretty. She likes reading books. She likes keeping the house clean. I love my grandma.

1. When Grandma was little, her hair was long and black. T
2. Her face was square.
3. Her eyes were black and bright.
4. Now Grandma is seventy-five years old.
5. Grandma's house is clean.

#### 5 Read the text in exercise 3 again. Then write the correct sentences.

1. The photos are new. X The photos are old.
2. Mai's brother was handsome.
3. Mai's parents were police officers.
4. Mai wasn't shy.

#### 6 Look and say.

What do you like doing with your friends?



#### 7 What do you and your friends like doing? Write 20–30 words.

*I like playing with my friend Trung. We like ...*

## Fluency Time! 4

### Lesson One Everyday English

#### 1 Listen. Read and say. 151



**Tom:** I was at soccer class yesterday.  
I like playing soccer.  
**Anna:** I don't. I like playing tennis.  
**Tom:** Oh. I don't like playing tennis.



**Anna:** Do you like skateboarding?  
**Tom:** No. I don't like skateboarding but I like playing volleyball.  
**Anna:** Great. I like playing volleyball too.

#### 2 Copy the table. Listen. Check (✓) the things they like and cross (✗) the things they don't like.

	orange juice	fishing	playing games
Anna	✓		
Tom			

#### 3 Talk with your friend. ☺

play volleyball    fish    take photos    paint    read a book  
play chess    play the guitar / piano    read comics



I like playing volleyball.

Me, too. I was at volleyball class yesterday.

I don't like fishing but I like playing chess.

I don't like fishing but I like reading comics.



## Lesson Two CLIL: Geography

### 1 Listen, point, and repeat. 153



volcano



inside



hole



erupt



lava

### 2 Listen and read. 154

## Amazing Volcanoes

Volcanoes are very big and tall. There is a hole in the volcano. There is lava inside the hole. It is red and yellow, and it is very, very hot.



Volcanoes can erupt. The lava comes out and goes down the volcano.



This is Mauna Loa. It is a very big volcano in Hawaii. It erupts a lot.



### 3 Read again and write T (true) or F (false).

1. Lava is red and yellow.   T        3. Volcanoes can't erupt.         
 2. It is hot inside the volcano.             4. Mauna Loa is a little volcano.

### 4 **Think!** What happens when a volcano erupts? Make a poster.

### 5 Look and color.

#### My work in Units 10–12 & Fluency Time! 4 is





## Picture dictionary

### Unit 1



doctor



pilot



firefighter



student



teacher



police officer



farmer



fire station



store



office



farm



bank



nest



octopus



parrot



bubble tea

29

twenty-nine



chicken

30

thirty

10

ten

40

forty

20

twenty

50

fifty

21

twenty-one

60

sixty

22

twenty-two

70

seventy

23

twenty-three

80

eighty

24

twenty-four

90

ninety

25

twenty-five

100

one hundred

### Unit 3



hospital



airport



police station



fries



noodles



pizza

26

twenty-six

27

twenty-seven

28

twenty-eight



queen



rabbit



sofa

## Picture dictionary

Unit 4		Unit 5		Unit 6			
	art		read		window		crocodile
	math		surf		walk		wear a hat
	English		play with a ball		box		write in a notebook
	P.E.		go on a boat		fox		eat a sandwich
	Vietnamese		snorkel		six		take a photo
	schoolyard		collect shells		penguin		yo-yo
	art room		swimming		zebra		yogurt
	computer room		sitting		kangaroo		yellow
	tiger		running		camel		zebra
	umbrella		web		lizard		zoo
	van						zero

## Picture dictionary

### Unit 7



rainy



windy



hot



cold



snowy



sunny



fly a kite



make a snowman



go outside



ring



bang



long



treasure



measure



explosion



candy



balloon



present



candle



neighbor



invite



gift card



chocolate



father



brother



this



that



three



throw



Unit 9



get up



have breakfast



go to school



go home



have dinner



go to bed



2:15  
two fifteen



2:30  
two thirty



2:45  
two forty-five



flute



new



you



foot

## Picture dictionary

<b>Unit 10</b>			star		germs		cute
	read comics	<b>Unit 11</b>			fern		smart
	play chess		next to		girl		neat
	fish		opposite		bird		messy
	play basketball		between		nurse		floor
	play volleyball		turn left		hurt		eat
	play badminton		turn right	<b>Unit 12</b>			dream
	horn		go straight		old		green
	corn		train station		young		sleep
	storm		bus station		handsome		spoon
	car		supermarket		pretty		
	farm						

## Word list

<b>A</b>							
air	/eɪ/	không khí	53	<b>G</b>			
airport	/ˈeɪrpoʊrt/	sân bay	16	germs	/dʒɜːrnz/	vi khuẩn	85
art	/ɑːrt/	mỹ thuật	32	get up	/ɡet ˈʌp/	thức dậy	66
art room	/ɑːrt ru:m/	phòng mỹ thuật	34	gift card	/'ɡɪft kɑːd/	thẻ quà tặng	62
<b>B</b>				girl	/'gɜːl/	con gái	85
balcony	/bəˈlʌni/	bong bóng	60	go back	/ɡoʊ ˈbæk/	đi ngược lại	82
bang	/bæŋ/	tiếng nổ lớn	57	go downstairs	/ɡoʊ daʊnˈsteəz/	đi xuống cầu thang	87
bank	/bæŋk/	ngân hàng	18	go home	/ɡoʊ ˈhoʊm/	đi về nhà	66
bar chart	/'bɑːr tʃɑːrt/	biểu đồ cột	75	go on a boat	/ɡoʊ ɒn ə ˈboʊt/	đi chèo thuyền	38
behind	/bɪˈhaɪnd/	phía sau, đằng sau	87	go outside	/ɡoʊ ˌaʊt ˈsaɪd/	đi ra ngoài	56
between	/bɪˈtwiːn/	ở giữa	82	go straight	/ɡoʊ ˈstreɪt/	đi thẳng	82
box	/'bɒks/	hộp	41	go to bed	/ɡoʊ tə ˈbed/	đi ngủ	66
bubble tea	/'bʌbl ˌtiː/	trà sữa trân châu	22	go to school	/ɡoʊ tu ˈskuːl/	đi đến trường	66
bus station	/'bʌs ˌsteɪʃən/	trạm xe buýt	84	go upstairs	/ɡoʊ ʌpˈsteəz/	đi lên cầu thang	87
				grow food	/'grəʊ ˈfuːd/	trồng tọt	12
<b>C</b>				<b>H</b>			
camel	/'kæməl/	con lạc đà	44	handsome	/'hænsəm/	đẹp trai	88
candle	/'kændl/	nhọn	60	have breakfast	/'hæv ˈbreɪkfst/	ăn sáng	66
candy	/'kændi/	kẹo	60	have dinner	/'hæv ˈdɪnər/	ăn tối	66
card	/'kɑːd/	thẻ	64	heavy	/'heɪvi/	nặng	53
chicken	/'tʃɪkɪn/	thịt gà	22	helmet	/'helmt/	mũ bảo hiểm	31
chocolate	/'tʃɒkələt/	sô-cô-la	62	hole	/'hoʊl/	cái hõ	97
cold	/'kəʊld/	lạnh	54	horn	/'hɔːn/	cái còi	79
collect shells	/'kɒlɪkt ˈʃelz/	nhặt vỏ sò	38	hospital	/'hɒspɪtl/	bệnh viện	16
column	/'kɒləm/	ô hàng dọc	75	hot	/'hɒt/	nóng	54
computer room	/'kɒmpjuːtər ru:m/	phòng máy tính	34	hurt	/'hɜːrt/	lâm đau, lâm bị thương	85
crocodile	/'krɒkədɪl/	con cá sấu	44	<b>I</b>			
cube	/'kjuːb/	khối lập phương	77	ice cream	/'aɪs kri:m/	kem	91
cute	/'kjuːt/	đáng yêu, dễ thương	89	in front of	/'ɪn ˈfrʌnt əv/	ở phía trước	87
<b>D</b>				inside	/'ɪn ˈsaɪd/	bên trong	97
doctor	/'dɒktər/	bác sĩ	33	invite	/'ɪnvɑːt/	lời mời	62
draw	/'dɹɔː/	vẽ	35	<b>J</b>			
dream	/'dri:m/	giấc mơ	91	Japan	/'dʒæpən/	thứng Sáu	69
<b>E</b>				<b>K</b>			
eighty	/'eɪti/	số 80	24	key	/'keɪ/	chìa khóa	44
English	/'ɪŋɡlɪʃ/	môn Tiếng Anh	32	keychain	/'keɪtʃeɪn/	con chuỗi túi	44
erupt	/'ɪrʌpt/	(núi lửa) phun trào	97	<b>L</b>			
explosion	/'ɪkspləʊʒn/	vụ nổ, tiếng nổ	57	ladder	/'lædə/	cái thang	31
<b>F</b>				lava	/'lævə/	đung nhám	97
farm	/'fɑːrm/	nông trại	18	light	/'laɪt/	ánh sáng	53
farmer	/'fɑːrmər/	nông dân	10	lizard	/'lɪzəd/	con thằn lằn	44
father	/'fɑːðər/	bố, cha, ba	63	<b>M</b>			
fern	/'fɜːn/	cây dương xỉ	85	make a snowman	/'meɪk ə ˈsnəʊmən/	làm một người tuyết	56
2:15 two fifteen	/'tuː ˌfɪ ˈfɪv/	2 giờ 15 phút	68	math	/'mæθ/	môn Toán	32
filly	/'fɪli/	số 50	24	measure	/'meʒər/	đo	57
fire station	/'faɪər ˈsteɪʃn/	trạm cứu hỏa	16	messy	/'mesi/	đống bừa	90
fire truck	/'faɪər ˈtrʌk/	xe cứu hỏa	31	<b>N</b>			
firefighter	/'faɪərfaɪtər/	lính cứu hỏa	10	neat	/'ni:t/	ngăn nắp, gọn gàng	90
float	/'fləʊt/	nổi lên	53	neighbor	/'neɪbər/	hàng xóm	62
floor	/'flɔːr/	sàn nhà	24	nest	/'nest/	tổ chim	19
flute	/'flu:t/	ống sáo	69	new	/'nuː/	mới	69
fly a kite	/'flaɪ ə ˈkaɪt/	đăng diều	56	next to	/'nekst tə/	ở bên cạnh, kề bên	82
foot	/'fu:t/	bàn chân	69	ninety	/'naɪnti/	số 90	24
forty	/'fɔːti/	số 40	24	noodles	/'nuːdlz/	bún, mì, phở, hủ tiếu	22
2:45 two forty-five	/'tuː ˌfɔːti ˌfaɪv/	2 giờ 45 phút	68	nurse	/'nɜːrs/	y tá	85
fox	/'fɒks/	con cáo	41				

<b>O</b>					
oclock	/ə'klɔ:k/	giờ	66		
office	/'u:fɪs/	văn phòng	18		
office worker	/ə'fɪs 'wɜ:kə/	nhân viên văn phòng	13		
octopus	/ə'ɒktəpəs/	con bạch tuộc	19		
old	/əʊld/	già	88		
one hundred	/wʌn 'hʌndrəd/	số 100	24		
opposite	/ə'pɒzət/	ở phía đối diện	82		
<b>P</b>					
park	/pɑ:k/	công viên	79		
parrot	/pə'rɒt/	con vẹt	19		
PE	/pi:'ti:/	môn Thể dục	32		
penquin	'penkwɪn/	con chim cánh cụt	44		
pilot	'pɪlət/	phi công	13		
pizza	'pɪtsə/	bánh pizza	22		
play badminton	'pleɪ bəd'ɒmtɪn/	chơi cầu lông	76		
play basketball	'pleɪ bɪ'skɔ:tɒl/	chơi bóng rổ	76		
play chess	'pleɪ 'tʃes/	chơi cờ	76		
play the guitar	'pleɪ ðə 'gɪtə/	chơi đàn ghi-ta	96		
play the piano	'pleɪ ðə pi'ænəʊ/	chơi đàn pi-a-nô	96		
play volleyball	'pleɪ 'vɔ:lɪbɔ:l/	chơi bóng chuyền	76		
play with a ball	'pleɪ wɪθ ə 'bɔ:l/	chơi với quả bóng	38		
plum	'plʌm/	quả mận	19		
police officer	'pə'li:s ə'fɪsə/	cán bộ cảnh sát	12		
police station	'pə'li:s 'steɪʃn/	đồn cảnh sát	16		
pretty	'prɪti/	xinh đẹp	88		
present	'preznt/	quà tặng	60		
<b>Q</b>					
queen	'kwi:n/	nữ hoàng			
<b>R</b>					
rabbit	'ræbɪt/	con thỏ			
rainy	'reɪni/	có mưa	54		
read comics	'ri:ð 'kɔ:miks/	đọc truyện tranh	76		
ring	'rɪŋ/	cái nhẫn	57		
row	'rəʊ/	ô hàng ngang	75		
<b>S</b>					
scarf	'skɑ:f/	khăn quàng	79		
schoolyard	'sku:l jɑ:rd/	sân trường	34		
seventy	'sevn'ti/	số 70	24		
sink	'sɪŋk/	chìm	53		
sixty	'sɪks'ti/	số 60	24		
smart	'smɑ:t/	thông minh, lanh lợi	88		
snorkel	'snɔ:rkəl/	lặn với ống thở	38		
snowy	'snəʊi/	có tuyết	54		
sofa	'səʊfə/	ghế sofa	25		
spoon	'spu:n/	cái thìa / muỗng	91		
star	'stɑ:z/	ngôi sao	79		
store	'stɔ:z/	cửa hàng, cửa hiệu	16		
storm	'stɔ:m/	cơn bão	79		
student	'stju:dnt/	học sinh	10		
sunny	'sʌni/	có nắng	54		
supermarket	'supə'mɑ:kit/	siêu thị	84		
surf	'sɜ:f/	lướt sóng	38		
survey	'sɜ:veɪ/	(sự) khảo sát	75		
<b>T</b>					
teacher	'ti:tʃə/	giáo viên	10		
thirty	'θɜ:rti/	số 30	24		
throw	'θrəʊ/	ném	63		
tiger	'tɪgə/	con hổ / cọp	35		
two thirty	'tu: 'θɜ:rti/	2 giờ 30 phút	68		
traffic lights	'træfɪk laɪts/	đèn giao thông	82		
train station	'treɪn 'steɪʃn/	ga tàu hỏa / xe lửa	84		
treasure	'treʒə/	kho báu	57		
tube	'tʌb/	cái ống	69		
turn left	'tɜ:n 'left/	rẽ trái	82		
turn right	'tɜ:n 'raɪt/	rẽ phải	82		
twenty	'twenti/	số 20	24		
twenty-one	'/twenti 'wʌn/	số 21	24		
twenty-two	'/twenti 'tu/	số 22	24		
twenty-three	'/twenti 'θri/	số 23	24		
twenty-four	'/twenti 'fɔ:z/	số 24	24		
twenty-five	'/twenti 'faɪv/	số 25	24		
twenty-six	'/twenti 'sɪks/	số 26	24		
twenty-seven	'/twenti 'sevən/	số 27	24		
twenty-eight	'/twenti 'eɪt/	số 28	24		
twenty-nine	'/twenti 'naɪn/	số 29	24		
<b>U</b>					
umbrella	'ʌm'brelə/	cái ô / dù	35		
uniform	'ju:nɪfɔ:m/	đồng phục	31		
<b>V</b>					
van	'væn/	xe tải	35		
Vietnamese	'vi:etnə'mi:z/	môn Tiếng Việt	32		
volcano	'vɔ:l'keɪnəʊ/	núi lửa	97		
<b>W</b>					
weather	'weðə/	thời tiết	54		
wet	'wet/	ẩm ướt	54		
windy	'wɪndi/	có gió	54		
<b>Y</b>					
yo-yo	'jɔ:ju/	trò chơi yo-yo	88		
yo-yo	'jɔ:ju/	cái yo-yo	47		
<b>Z</b>					
zebra	'zebrə/	con ngựa vằn	44		
zero	'zɪrə/	số 0	47		
zoo	'zu: /zəʊ/	vườn thú	20		



This edition of Family and Friends is published by arrangement with Oxford University Press, Great Clarendon Street, Oxford for sale in Vietnam only and not for export thereafter.

© Oxford University Press 2020

The moral rights of the author have been asserted

No unauthorized photocopying

All rights reserved. No part of this publication may be reproduced, stored in a retrieval system, or transmitted in any form or by any means, without the prior permission in writing of the copyright holder, or as expressly permitted by law, by licence or under terms agreed with the appropriate reprographics rights organization.

You must not circulate this work in any other form and you must impose the same condition on any acquirer

ISBN: 978 0 19 483929 5

This book is printed on paper from certified and well-managed sources

Printed in Vietnam by Tran Phu Printing Company

ACKNOWLEDGMENTS

Family and Friends: Tran Thi Phuong, Phan Simanous, Tanzin Thompson  
Chief Editor: Tran Cao Minh  
Additional series content written by: Truc Nguyen Van Anh

Cover illustration by: Christine Skelton/Advocate-Art

Illustration by: Adrian Barclay (pp 4, 13, 42, 43, 51), 39 (E3 a, c), 40 (E1 a, b hat, fish jumping), 45 (E1 No. 3), 46 (E1), 49 (E1), 57, 68 (E1), 72 (E1); Javed Beckstrand p 46 (E3); Simon Clare (Illustration) pp 13, 19 (E4 no. 3-5), 25 (E1 and 4 no. 3), 35, 39, 57, 79, 63, 41, 42, 69, 80, 81; Collaborator Studio/ Advocate-Art working in Adrian Barclay (pp 39 (E3 b, d, c), 40 (E1) shells, sandwich; Denis Christy/Syby Poggio Artists pp 13 (E1) marsh, 40 (E4), 44 (E3); James Elston pp 8, 38 (E2), 39 (E1), 40 (E1), 45 (E1), 60 (E2), 61 (E2), 66 (E2), 76 (E2); 77 (E2); Amanda Smith/ Advocate-Art pp 20, 21; Martina Farrow pp 66 (E1) movie theatres, 72 (E1) theatre; Paul Gibbo pp 48 (E3), 49, 71 (E2); Tonck Gossiaux and Clereen Shalton pp 4, 5, 16 (E3), 16 (E2), 22 (E3), 54 (E2), 82 (E2), 88 (E2); Garry Hume pp 19 (E1 and 2), 25 (E2 and 3 no. 1-2), 35 (E1) umbrella and E2 no. 2; Andy Hamilton pp 11 (E3 and 4), 18 (E1), 23 (E3 and 4), 30 (E3), 33 (E1 and 4), 34 (E1), 50 (E2), 54 (E2), 55 (E3 and 4), 56 (E1), 57 (E1) and 5), 78 (E1), 60 (E1), 82 (E3), 83 (E2), 84 (E1), 89 (E2); Soledad Lopez (E2); Andrew Hennessey pp 38 (E1), 42 (E1) polluted, clean, dirty (beauty, beautiful), 44 (E1), 50 (E1), 51 (E4), 66 (E1), 76 (E1); Sarah Hoyle/ Advocate-Art pp 7 (E1), 75; Daniel Limon/Beche Illustration pp 62 (E4), 68 (E4); Bethan Matthews/Syby Poggio Artists pp 86, 92, 93, 83 (E3); Arpad Olvey pp 39 (E4 No. 1, 2, 4), 45 (E2 No. 1, 2), 46, 61 (E3), 77 (E3) and 4); OUP p 58 (E3); Szabolcs Pall/Beche Illustration p 39 (E4 No. 3); Dusan Partic/Beche Illustration pp 14, 15, 17 (E3), 36, 37, 80, 81; Mark Ruffie pp 41 (E2), 47 (E1) germ, fern, girl, E2, E4 no. 4), 63 (E1) new, you, 70; Imhongsong Kim pp 6 (E3), 7 (E3), 10 (E2), 12 (E1), 16 (E2), 22 (E2), 26, 27, 29 (E5), 42 (E1) site), 43, 48 (E1), 58 (E2), 59, 64 (E1), 71 (E3) and (E2), 80 (E4); QBS pp 6 (E1), 10 (E3) no. 4), 11 (E2 and 3, let's talk), 12 (E1) farmer and office worker, E3), 13 (E2), 14 (office worker), 15 (E2 no. 2, 3 and 5), 16 (frame 4), 17 (E2) no. 1, 18 (E1) office and farm, E3), 21, 22 (E1) tries E3) frame 3, 4 and 6), 23 (E2, 3 and 4), 27, 28 (E2), 29 (E5) noodles, bubble tea, E6), 40 (E1), 44 (E2), 45 (E2 and 3), 49, 51 (E5), 58 (E3) sun), 60 (E1) play video games, play badminton), 61 (E4 no. 3), 62 (E1) sports 66 (E1) train station, go past, E2) frame 2), 67 (E2), 71 (E2), 72 (E1), 73 (E4 no. 1 and 4, E3), 76 (E1) baby, snail), 82 (E1) frame 2, frame 6), 83 (E2 and 3), 85 (E4 no. 2), 86, 88 (frame 3, 4 and 5), 89, 94 (E3 no. 3), 95 (E5), 96; Christos Skaltsas/Advocate-Art pp 11 (E2), 17 (E2), 23 (E2), 33 (E2), 55 (E2), 83 (E2), 89 (E2); Jo Taylor and Tony Forbes/Syby Poggio Artists pp 6 (E4), 12 (E3), 14 (E3), 24 (E3), 34 (E3), 34 (E3), 56 (E3), 78 (E3), 90 (E3); Matt Ward pp 72 (E2), 94 (E3).

Commissioned photography by: Graham Alder at MM Studios pp 30 (E3), 96 (E3); NOL Pictures pp 11, 11, 17 (E3), 19, 25, 33, 35 (children), 41, 45, 47, 55, 57, 61, 63, 67, 69, 79, 83, 85, 89, 91.  
The Publisher would like to thank the following for their kind permission to use photographs and other copyright material: 123RF (Chavovart School, Kolcha Maraurawit); Alamy (aerialarchives.com, Cultura RM, FORGET Patrick/ SAGAPHOTO.COM, Image Source, Photonic, PhotoAlto, Susan Isakson, Terra Images, LLC); Getty Images (Chris Stein, Heidi Hwarze, Monkey Business Images, Piretski); iStock (Getty/Getty Taloni); Oxford University Press (123RF, DMH Images, Gety, Gety, muzzy/Shutterstock, K Images/Alamy, Shutterstock, Shutterstock / i r i n k, Shutterstock/Madlen, Shutterstock/ Smauros, Shutterstock/TheVisualsYouNeed, Shutterstock (Africa Studio, Anant Jock, Brian A Jackson, Colin D. Young, Donn Oskelmann, Dragon Images, Efinid, Hoy Thasi, I love photos, jagged, John Kasama, Just dance, K.M.S.P.1031, KBF Media, KPG Ivory, Masrik, Microgen, Monkey Business Images, Nickolay Stanev, nikolay190, Radomaw Leryck, Rainer Albrecht, robert, s. showmaker, Sima Sepp, stinkorn thannayon, STILLFX, stockcreations, Syda Productions, Tanyana Vvc, Tinsapiem Sat-hapornemont, umarazak, Xianfer).  
DVD stills courtesy of Oxford University Video Department pp 30 (E1, E2), 52 (E1, E2), 68 (E1, E2), 88 (E1).

All the written activities in this book should be completed using pencil, or in your own notebook.



HÀNH TRẠNG GIÁO VIÊN

Nurture a love for  
learning English

TIẾNG ANH  
**Family  
and  
Friends**  
National Edition  
Student Book

Family and Friends National Edition	MOET English Competency Framework / CEFR	Cambridge English Qualifications	Pearson Test of English Young Learners	TOEFL® Primary™	
				Step 1	Step 2
1	A0	Pre A1 Starters			
2	A0	Pre A1 Starters			
3	A0	Pre A1 Starters	Footways	2 stars	
4	A1 - A1	A1 Movers		3 stars	
5	A1 - A2	A1 Movers	Springboard	4 stars	2 badges

Family and Friends Printable Resources have been designed to supplement the course and prepare students to achieve these assessment benchmarks.



Student Book



Workbook



Teachers' Guide



Classroom Presentation  
Tool



Printable Resources



Online Play



Flashcards



Posters



Guided Readers



Picture Dictionary

<http://phuongnam.edu.vn>

#### Các đơn vị đầu mối phát hành

- **Miền Bắc:** CTPC Đầu tư và Phát triển Giáo dục Hà Nội
  - **Miền Trung:** CTPC Đầu tư và Phát triển Giáo dục Đà Nẵng
  - **Miền Nam:** CTPC Đầu tư và Phát triển Giáo dục Phương Nam
- Sách điện tử: <http://hanhtrangso.nxbgd.vn>

Kích hoạt tem để mở học liệu điện tử.  
Cào lớp nhả trên tem để nhận mã số.  
Truy cập <http://phuongnam.edu.vn>  
và nhập mã số.



WITH CONTENT FROM  
**OXFORD**  
UNIVERSITY PRESS



Access  
Online Play

Toàn bộ Ebook có trên website Blogtailieu.com đều có bản quyền thuộc về tác giả, **Blog Tài Liệu** không thu hay yêu cầu khoản phí nào, khuyến khích các bạn nếu có khả năng hãy mua sách để ủng hộ tác giả. **Blog Tài Liệu** Trân trọng cảm ơn các bạn quan tâm trang [blogtailieu.com](http://blogtailieu.com)

[SHOPEE.VN](http://SHOPEE.VN)

[TIKI.VN](http://TIKI.VN)

HƯỚNG DẪN TẢI BẢN ĐẸP

[Blogtailieu.com/huong-dan-co-ban](http://Blogtailieu.com/huong-dan-co-ban)

Nội dung cập nhật liên tục trên blog tài liệu

Nguồn tài liệu:

[Hoc10.vn](http://Hoc10.vn)

[Hành trang số. nxbgd.vn](http://Hanhtrangso.nxbgd.vn)